


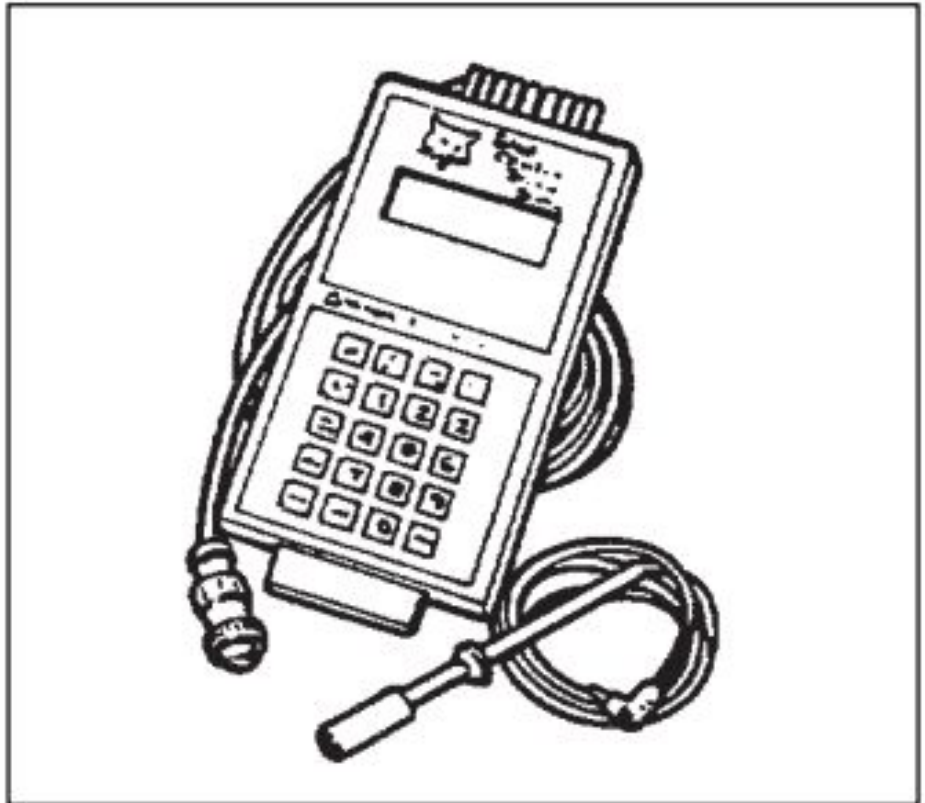
# Bobcat Boss Tool Operation Workshop Manual



**PDF**  **DOWNLOAD** 



# BOSS<sup>®</sup> Tool Operation Manual



Dealer Copy -- Not for Resale

**MELROE  
INGERSOLL-RAND**

6720658 (5-96) Revised (5-99)

Printed in U.S.A.



© Melroe Company 1999

# CONTENTS

BOSS®	
Glossary of Terms .....	23
BOSS® DIAGNOSTIC TOOL .....	4
CONNECTING THE DIAGNOSTIC TOOL .....	5
DIAGNOSTIC TOOL KIT – MEL1400A .....	4
ERROR MESSAGES .....	8
F1 – INITIALIZATION .....	6
F1 – MONITOR MODE .....	13
F2 – DIAGNOSTIC DISPLAY MENUS .....	10
F2 – DIAGNOSTICS MODE .....	14
F3 – TEST MODE .....	15
INTRODUCTION .....	5
PRINT .....	11
Samples of PRINT Output .....	12
SENSOR WARNING & SHUTDOWN VALUES.	
Sensor Description & Conditions (753, 753H) .....	16
Sensor Description & Conditions (753L, 763, 7753, 773) .....	17
Sensor Description & Conditions ( 853, 853H) .....	18
Sensor Description & Conditions (863, 864, 873) .....	19
Sensor Description & Conditions (963) .....	21
MONITOR SERVICE CODES. ....	3
SCHEMATIC OF BOSS® FUNCTION & MONITORING .....	2
STORE .....	11
TROUBLESHOOTING THE BOSS & LCD DISPLAY .....	22
VOM .....	11
WARRANTY .....	24

Dealer Copy -- Not for Resale



## BOSS® DIAGNOSTIC TOOL

The BOSS Diagnostic tool connects to the BOSS Controller on the Bobcat loader. The tool lets the technician read the values of the sensors and switches on the Liquid Crystal Display (LCD) of the Tool. There is no need to connect hydraulic pressure/temperature tools etc. to the loader.

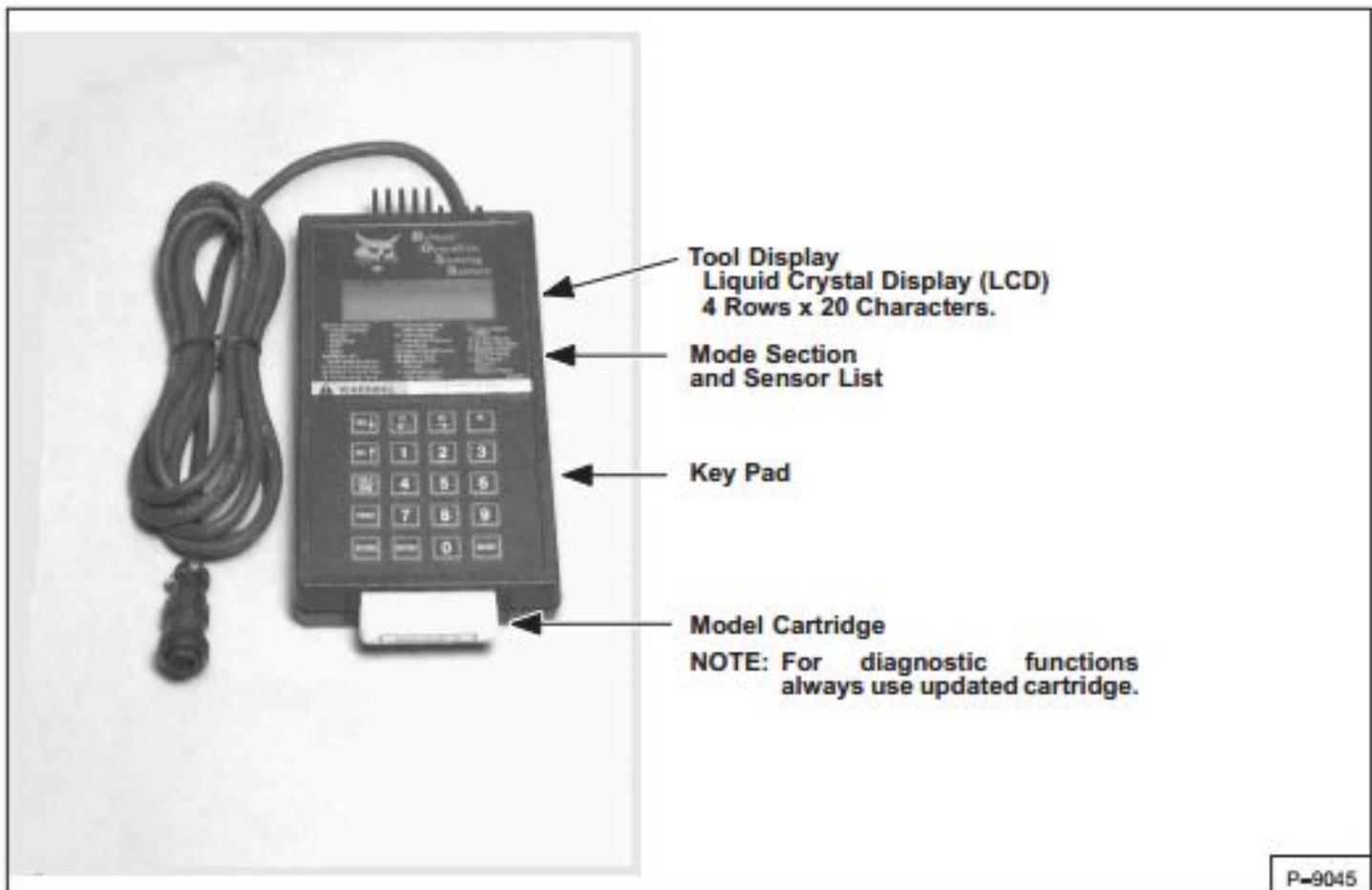

### DIAGNOSTIC TOOL KIT – MEL1400A

Included in Kit (Part Number MEL1400A)

- Case
- Tool Module with cable and model cartridge
- Test Plugs (4)
- Jumper Wire
- Positive & Negative Probes with alligator clips

Optional Printer (Part Number MEL1403)

12 Volt Printer and Cable



Dealer Copy -- Not for Resale



Thank you very much  
for your reading.  
Please click here  
to get more information.