

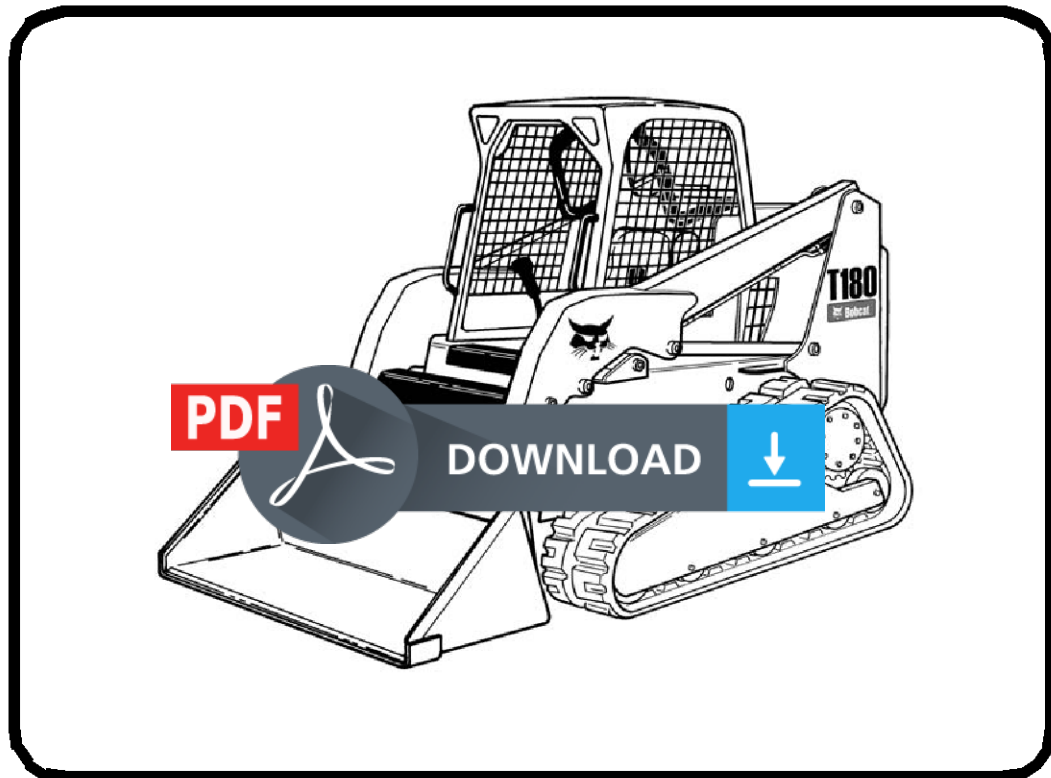


Bobcat®

Service Manual T180 Compact Track Loader

S/N 531460001 & Above

S/N 531560001 & Above



Dealer Copy -- Not for Resale

EQUIPPED WITH
BOBCAT INTERLOCK
CONTROL SYSTEM (BICS™)



MAINTENANCE SAFETY




WARNING

Instructions are necessary before operating or servicing machine. Read and understand the Operation & Maintenance Manual, Operator's Handbook and signs (decals) on machine. Follow warnings and instructions in the manuals when making repairs, adjustments or servicing. Check for correct function after adjustments, repairs or service. Untrained operators and failure to follow instructions can cause injury or death.

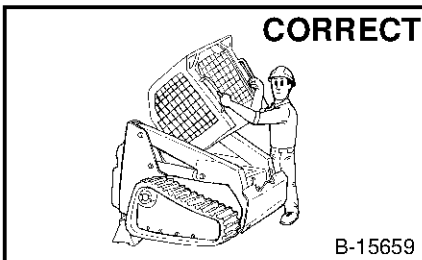
W-2003-0807




Safety Alert Symbol: This symbol with a warning statement, means: "Warning, be alert! Your safety is involved!" Carefully read the message that follows.




⚠ Never service the Bobcat Compact Track Loader without instructions.



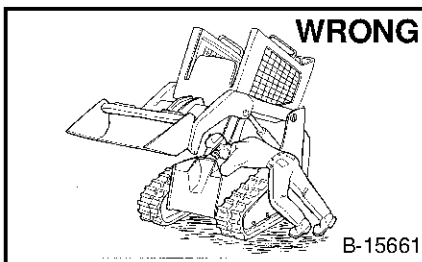
⚠ Use the correct procedure to lift or lower operator cab.



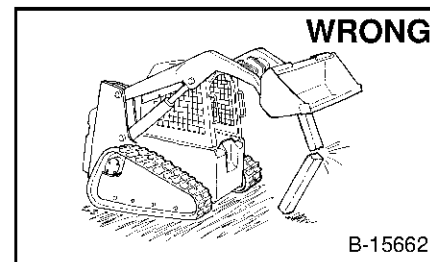
⚠ Cleaning and maintenance are required daily.



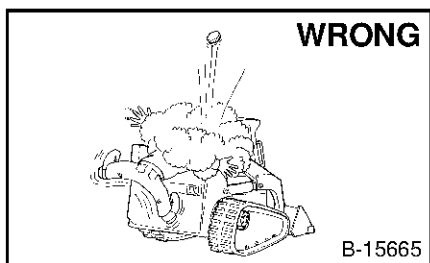
⚠ Have good ventilation when welding or grinding painted parts.
 ⚠ Wear dust mask when grinding painted parts. Toxic dust and gas can be produced.
 ⚠ Avoid exhaust fume leaks which can kill without warning. Exhaust system must be tightly sealed.



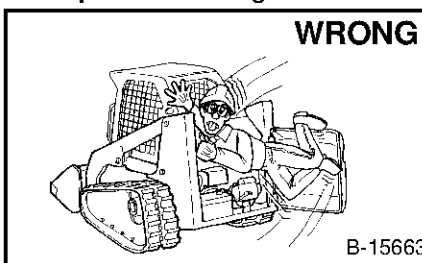
⚠ Disconnecting or loosening any hydraulic tubeline, hose, fitting, component or a part failure can cause lift arms to drop. Do not go under lift arms when raised unless supported by an approved lift arm support device. Replace it if damaged.



⚠ Never work on loader with lift arms up unless lift arms are held by an approved lift arm support device. Replace if damaged.
 ⚠ Never modify equipment or add attachments not approved by Bobcat Company.



⚠ Stop, cool and clean engine of flammable materials before checking fluids.
 ⚠ Never service or adjust loader with the engine running unless instructed to do so in the manual.
 ⚠ Avoid contact with leaking hydraulic fluid or diesel fuel under pressure. It can penetrate the skin or eyes.
 ⚠ Never fill fuel tank with engine running, while smoking or when near open flame.



⚠ Keep body, jewelry and clothing away from moving parts, electrical contact, hot parts and exhaust.
 ⚠ Wear eye protection to guard from battery acid, compressed springs, fluids under pressure and flying debris when engines are running or tools are used. Use eye protection approved for type of welding.
 ⚠ Keep rear door closed except for service. Close and latch door before operating the loader.



⚠ Lead-acid batteries produce flammable and explosive gases.
 ⚠ Keep arcs, sparks, flames and lighted tobacco away from batteries.
 ⚠ Batteries contain acid which burns eyes or skin on contact. Wear protective clothing. If acid contacts body, flush well with water. For eye contact flush well and get immediate medical attention.

Maintenance procedures which are given in the Operation & Maintenance Manual can be performed by the owner/operator without any specific technical training. Maintenance procedures which are **not** in the Operation & Maintenance Manual must be performed **ONLY BY QUALIFIED BOBCAT SERVICE PERSONNEL**. Always use genuine Bobcat replacement parts. The Service Safety Training Course is available from your Bobcat dealer.

Dealer Copy -- Not for Resale

MSW09-0409



Bobcat®

ALPHABETICAL INDEX

ACCESS PANEL (INSIDE)	50-01	ELECTRICAL/HYD. CONTROLS	60-01
ACCESS PANEL (INSIDE) (SJC)	50-01	ELECTRICAL/HYD. CONTROLS	
AIR CLEANER	70-01	REFERENCE (SJC)	60-01
AIR CLEANER SERVICE	10-01	ELECTRICAL SYSTEM INFORMATION	60-01
AIR CONDITIONING SYSTEM FLOW	80-01	ENGINE COOLING SYSTEM	10-01
ALTERNATOR	60-01	ENGINE LUBRICATION SYSTEM	10-01
		ENGINE COOLING SYSTEM	70-01
BACK-UP ALARM SYSTEM	60-01	ENGINE INFORMATION	70-01
BATTERY	60-01	ENGINE SPEED CONTROL	70-01
BLOWER FAN	80-01	ENGINE SPEED CONTROL (SJC)	70-01
BOBCAT INTERLOCK CONTROL		EVAPORATOR	80-01
SYSTEM (BICS)	60-01	EVAPORATOR/HEATER UNIT	80-01
BOBCAT CONTROLLER (ACS)	60-01	EXPANSION VALVE	80-01
BOBCAT CONTROLLER (GATEWAY			
AND AUXILIARY)	60-01	FLYWHEEL AND HOUSING	70-01
BOBCAT CONTROLLER (SJC) (DRIVE)	60-01	FLYWHEEL RPM SENSOR	60-01
BOB-TACH (HAND LEVER)	10-01, 50-01	FRONT AUXILIARY HYDRAULIC	
BOB-TACH (POWER)	10-01, 50-01	COUPLER BLOCK	20-01
BOB-TACH (POWER) BLOCK	20-01	FUEL SYSTEM	10-01, 70-01
BRAKE	40-01	FUEL TANK	50-01
BUCKET POSITION VALVE	20-01		
		HEATER COIL	80-01
CAB DOOR	50-01	HEATER VALVE	80-01
CALIBRATION	60-01	HIGH FLOW VALVE	20-01
CAMSHAFT AND TIMING GEARS	70-01	HYDRAULIC CONNECTION SPECS	SPEC-01
CASE DRAIN FILTER	30-01	HYDRAULIC CONTROL VALVE (ACS) OR (SJC) ..	20-01
CHARGE PRESSURE	30-01	HYDRAULIC CONTROL VALVE (STANDARD)	20-01
COMPRESSOR	80-01	HYDRAULIC/HYDROSTATIC FILTERS	20-01
CONDENSER	80-01	HYDRAULIC FLUID RESERVOIR	20-01
CONTROL HANDLE/LEVER	50-01	HYDRAULIC/HYDROSTATIC	
CONTROL HANDLE/LEVER (ACS)	50-01	FLUID SPECIFICATIONS	SPEC-01
CONTROL HANDLE/LEVER (SJC)	50-01	HYDRAULIC/HYDROSTATIC SYSTEM	10-01
CONTROL PANEL	50-01	HYDRAULIC PUMP (STANDARD)	20-01
CONTROL PANEL (SJC)	50-01	HYDRAULIC PUMP (STANDARD) (HIGH FLOW) ..	20-01
CONTROL PANEL SETUP	60-01	HYDRAULIC PUMP (SJC)	20-01
CONTROL PEDALS AND LINKAGE	50-01	HYDRAULIC PUMP (SJC) (HIGH FLOW)	20-01
CONTROL PEDALS (ACS)	50-01	HYDRAULIC SYSTEM INFORMATION	20-01
CONTROL SYSTEM (ACS)	60-01	HYDROSTATIC MOTOR	30-01
CONVERSIONS	SPEC-01	HYDROSTATIC PUMP	30-01
CRANKSHAFT AND PISTONS	70-01	HYDROSTATIC PUMP (SJC)	30-01
CYLINDER (LIFT)	20-01	HYDROSTATIC SYSTEM INFORMATION	30-01
CYLINDER (BOB-TACH)	20-01		
CYLINDER (TILT)	20-01	INSTRUMENT PANELS	60-01
CYLINDER HEAD	70-01		
		LIFT ARMS	50-01
DIAGNOSTICS SERVICE CODES	60-01	LIFT ARM BYPASS CONTROL VALVE	20-01
DRIVE BELT	30-01	LIFT ARM SUPPORT DEVICE	10-01
		LIFTING AND BLOCKING THE LOADER	10-01
		LIGHTS	60-01
		T180 LOADER SPECIFICATIONS	SPEC-01
		LOADER STORAGE AND RETURN TO SERVICE ..	10-01
		LUBRICATING THE LOADER	10-01
		LUBRICATION SYSTEM	70-01



Thank you very much
for your reading.
Please click here
to get more information.