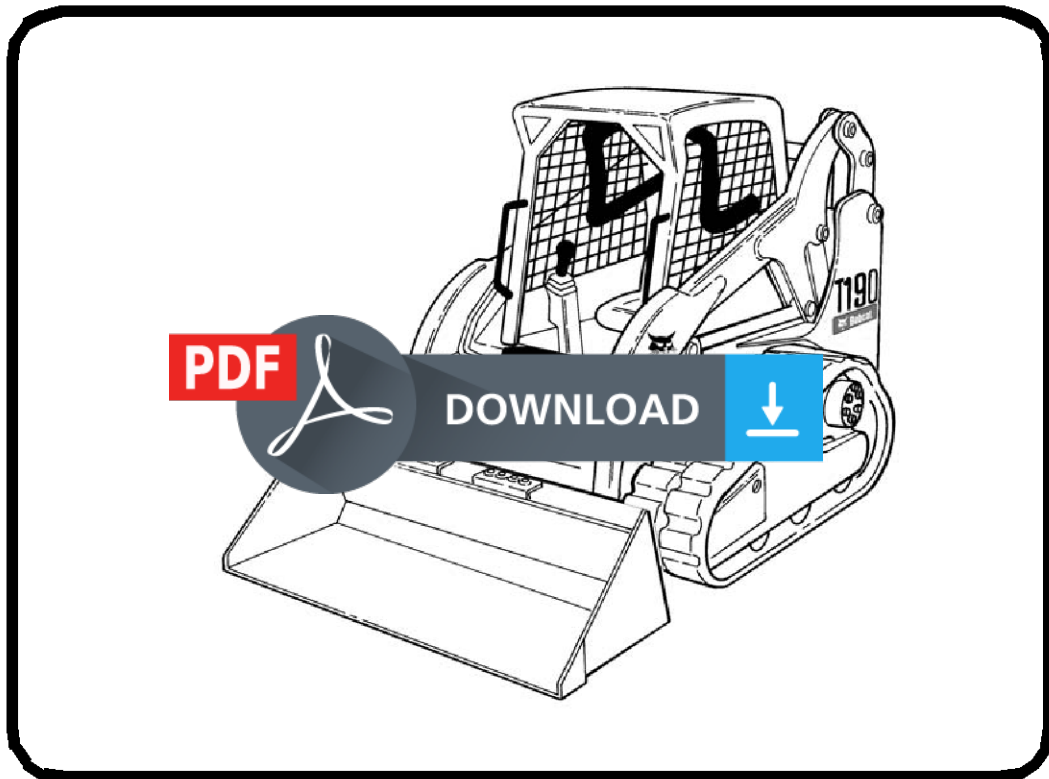




Bobcat®

Service Manual T190 Compact Track Loader

S/N 531660001 & Above
S/N 531760001 & Above



EQUIPPED WITH
BOBCAT INTERLOCK
CONTROL SYSTEM (BICS™)



MAINTENANCE SAFETY




WARNING

Instructions are necessary before operating or servicing machine. Read and understand the Operation & Maintenance Manual, Operator's Handbook and signs (decals) on machine. Follow warnings and instructions in the manuals when making repairs, adjustments or servicing. Check for correct function after adjustments, repairs or service. Untrained operators and failure to follow instructions can cause injury or death.

W-2003-0807

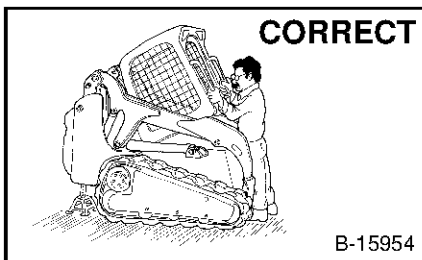


Safety Alert Symbol: This symbol with a warning statement, means: "Warning, be alert! Your safety is involved!" Carefully read the message that follows.




P-90216

Never service the Bobcat Compact Track Loader without instructions.




B-15954

Use the correct procedure to lift or lower operator cab.



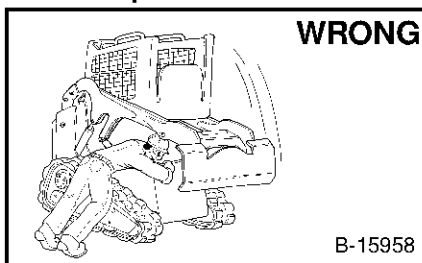
B-15956

Cleaning and maintenance are required daily.



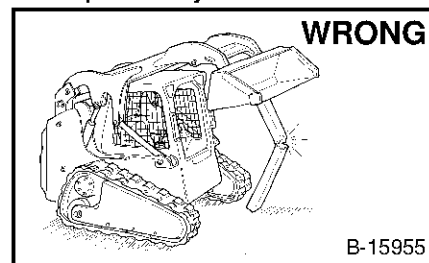
B-15967

- Have good ventilation when welding or grinding painted parts.
- Wear dust mask when grinding painted parts. Toxic dust and gas can be produced.
- Avoid exhaust fume leaks which can kill without warning. Exhaust system must be tightly sealed.



B-15958

Disconnecting or loosening any hydraulic tubeline, hose, fitting, component or a part failure can cause lift arms to drop. Do not go under lift arms when raised unless supported by an approved lift arm support device. Replace it if damaged.




B-15955

- Never work on loader with lift arms up unless lift arms are held by an approved lift arm support device. Replace if damaged.
- Never modify equipment or add attachments not approved by Bobcat Company.




B-15966

- Stop, cool and clean engine of flammable materials before checking fluids.
- Never service or adjust loader with the engine running unless instructed to do so in the manual.
- Avoid contact with leaking hydraulic fluid or diesel fuel under pressure. It can penetrate the skin or eyes.
- Never fill fuel tank with engine running, while smoking or when near open flame.



B-15951

- Keep body, jewelry and clothing away from moving parts, electrical contact, hot parts and exhaust.
- Wear eye protection to guard from battery acid, compressed springs, fluids under pressure and flying debris when engines are running or tools are used. Use eye protection approved for type of welding.
- Keep rear door closed except for service. Close and latch door before operating the loader.



B-6589

- Lead-acid batteries produce flammable and explosive gases.
- Keep arcs, sparks, flames and lighted tobacco away from batteries.
- Batteries contain acid which burns eyes or skin on contact. Wear protective clothing. If acid contacts body, flush well with water. For eye contact flush well and get immediate medical attention.

Maintenance procedures which are given in the Operation & Maintenance Manual can be performed by the owner/operator without any specific technical training. Maintenance procedures which are **not** in the Operation & Maintenance Manual must be performed **ONLY BY QUALIFIED BOBCAT SERVICE PERSONNEL**. Always use **genuine Bobcat replacement parts**. The Service Safety Training Course is available from your Bobcat dealer.



Bobcat®

ALPHABETICAL INDEX

ACCESS PANEL (INSIDE)	50-01	FINAL DRIVE TRANSMISSION (CHAINCASE) ..	10-01
ACCESS PANEL (INSIDE) (SJC)	50-01	FLYWHEEL AND HOUSING	70-01
AIR CLEANER	70-01	FLYWHEEL RPM SENSOR	60-01
AIR CLEANER SERVICE	10-01	FRONT AUXILIARY HYD. COUPLER BLOCK	20-01
AIR CONDITIONING SYSTEM FLOW	80-01	FUEL SYSTEM.....	10-01, 70-01
ALTERNATOR	60-01	FUEL TANK	50-01
BACK-UP SYSTEM	60-01	HEATER COIL.....	80-01
BATTERY	60-01	HEATER VALVE	80-01
BLOWER FAN	80-01	HIGH FLOW VALVE	20-01
BOBCAT INTERLOCK CONTROL		HYDRAULIC CONNECTION SPECS.	SPEC-01
SYSTEM (BICS)	60-01	HYDRAULIC CONTROL VALVE	20-01
BOBCAT CONTROLLER (ACS).....	60-01	HYD./HYDRO FLUID SPECIFICATIONS	SPEC-01
BOBCAT CONTROLLER (GATEWAY AND		HYDRAULIC FLUID RESERVOIR	20-01
AUXILIARY)	60-01	HYDRAULIC/HYDROSTATIC FILTERS	20-01
BOBCAT CONTROLLER (SJC) (DRIVE)	60-01	HYDRAULIC/HYDROSTATIC SYSTEM.....	10-01
BOB-TACH (HAND LEVER)	10-01, 50-01	HYDRAULIC PUMP (STANDARD).....	20-01
BOB-TACH (POWER).....	10-01, 50-01	HYDRAULIC PUMP (STANDARD) (HIGH FLOW) ..	20-01
BRAKE	40-01	HYDRAULIC PUMP (SJC) (HIGH FLOW).....	20-01
BUCKET POSITION VALVE	20-01	HYDRAULIC PUMP (SJC)	20-01
CALIBRATION	60-01	HYDRAULIC SYSTEM INFORMATION	20-01
CAMSHAFT AND TIMING GEARS.....	70-01	HYDROSTATIC MOTOR	30-01
CHAINCASE	40-01	HYDROSTATIC MOTOR CARRIER.....	30-01
CHARGE PRESSURE.....	30-01	HYDROSTATIC PUMP	30-01
COMPRESSOR	80-01	HYDROSTATIC PUMP (SJC)	30-01
CONDENSER	80-01	HYDROSTATIC SYSTEM INFORMATION	30-01
CONTROL HANDLE/LEVER	50-01	INSTRUMENT PANELS	60-01
CONTROL HANDLE/LEVER (ACS)	50-01	LIFT ARMS.....	50-01
CONTROL HANDLE/LEVER (SJC).....	50-01	LIFT ARM BYPASS CONTROL VALVE	20-01
CONTROL PANEL	50-01	LIFT ARM SUPPORT DEVICE	10-01
CONTROL PANEL (SJC).....	50-01	LIFTING AND BLOCKING THE LOADER.....	10-01
CONTROL PANEL SETUP	60-01	LIGHTS	60-01
CONTROL PEDALS AND LINKAGE	50-01	T190 LOADER SPECIFICATIONS.....	SPEC-01
CONTROL PEDALS (ACS)	50-01	LOADER STORAGE AND RETURN TO SERVICE	10-01
CONTROL SYSTEM (ACS).....	50-01	LUBRICATING THE LOADER.....	10-01
CONVERSIONS	SPEC-01	LUBRICATION SYSTEM.....	70-01
CRANKSHAFT AND PISTONS	70-01	MAIN RELIEF VALVE	20-01
CYLINDER (LIFT)	20-01	MAINTENANCE CLOCK.....	60-01
CYLINDER (BOB-TACH)	20-01	MUFFLER.....	70-01
CYLINDER (TILT)	20-01	OIL COOLER.....	20-01
CYLINDER HEAD.....	70-01	OPERATOR CAB	10-01, 50-01
DIAGNOSTICS SERVICE CODES	60-01	OPERATOR SEAT (SUSPENSION).....	50-01
DRIVE BELT	30-01	PASSWORD SETUP (IF EQUIPPED WITH	
DRIVE COMPONENTS	40-01	KEYLESS START).....	60-01
ELECTRICAL SYSTEM INFORMATION	60-01	PIVOT PINS	10-01
ELECTRICAL/HYRAULIC CONTROLS.....	60-01	POWER BOB-TACH (OPTION).....	10-01, 50-01
ELECTRICAL/HYRAULIC CONTROLS (SJC).....	60-01	POWER BOB-TACH BLOCK.....	20-01
ENGINE	70-01	PRESSURE RELIEF VALVE	80-01
ENGINE COOLING SYSTEM.....	10-01, 70-01	PRESSURE SWITCH.....	80-01
ENGINE INFORMATION	70-01		
ENGINE LUBRICATION SYSTEM.....	10-01		
ENGINE SPEED CONTROL (SJC)	70-01		
EVAPORATOR COIL	80-01		
EVAPORATOR/HEATER UNIT	80-01		
EXPANSION VALVE	80-01		



Thank you very much
for your reading.
Please click here
to get more information.