

T190

TURBO

T190

TURBO

HIGH FLOW



Bobcat®

Service Manual

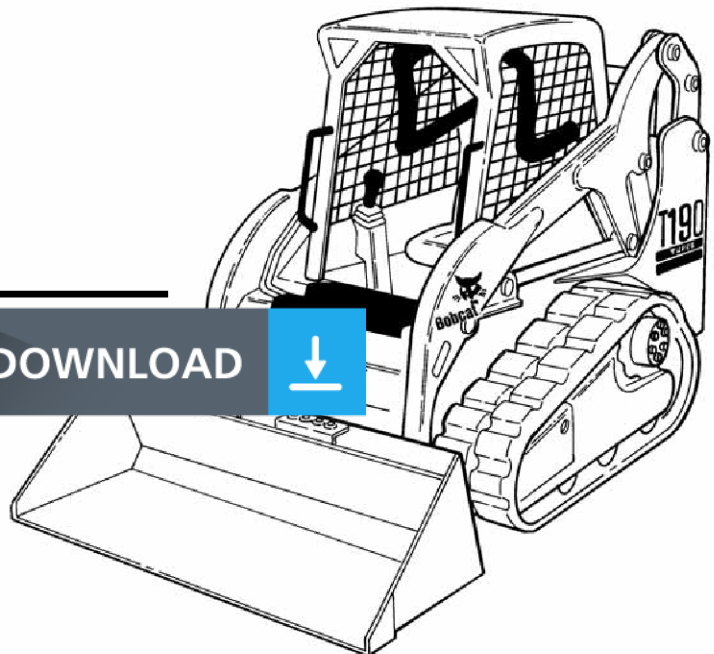
G Series

(S/N 519311001 & Above)

(S/N 519411001 & Above)



DOWNLOAD



**EQUIPPED WITH
BOBCAT INTERLOCK
CONTROL SYSTEM (BICS™)**

IR Ingersoll Rand
Compact Vehicle Technologies
Printed in U.S.A.

MAINTENANCE SAFETY



WARNING

Instructions are necessary before operating or servicing machine. Read and understand the Operation & Maintenance Manual, Operator's Handbook and signs (decals) on machine. Follow warnings and instructions in the manuals when making repairs, adjustments or servicing. Check for correct function after adjustments, repairs or service. Untrained operators and failure to follow instructions can cause injury or death.

W-2003-0903



Safety Alert Symbol: This symbol with a warning statement, means: "Warning, be alert! Your safety is involved!" Carefully read the message that follows.


CORRECT



B-10731a

- Never service the Bobcat Compact Track Loader without instructions.


CORRECT



B-15954

- Use the correct procedure to lift or lower operator cab.


CORRECT



B-15956

- Cleaning and maintenance are required daily.


WRONG



B-15967

- Have good ventilation when welding or grinding painted parts.
- Wear dust mask when grinding painted parts. Toxic dust and gas can be produced.
- Avoid exhaust fume leaks which can kill without warning. Exhaust system must be tightly sealed.

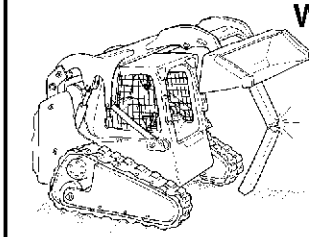
WRONG



B-15958

- Disconnecting or loosening any hydraulic tube line, hose, fitting, component or a part failure can cause lift arms to drop. Do not go under lift arms when raised unless supported by an approved lift arm support device. Replace it if damaged.


WRONG



B-15955

- Never work on loader with lift arms up unless lift arms are held by an approved lift arm support device. Replace if damaged.
- Never modify equipment or add attachments not approved by Bobcat Company.


WRONG



B-15966

- Stop, cool and clean engine of flammable materials before checking fluids.
- Never service or adjust loader with the engine running unless instructed to do so in the manual.
- Avoid contact with leaking hydraulic fluid or diesel fuel under pressure. It can penetrate the skin or eyes.
- Never fill fuel tank with engine running, while smoking or when near open flame.

WRONG



B-15951

- Keep body, jewelry and clothing away from moving parts, electrical contact, hot parts and exhaust.
- Wear eye protection to guard from battery acid, compressed springs, fluids under pressure and flying debris when engines are running or tools are used. Use eye protection approved for type of welding.
- Keep rear door closed except for service. Close and latch door before operating the loader.

WRONG



B-6589

- Lead-acid batteries produce flammable and explosive gases.
- Keep arcs, sparks, flames and lighted tobacco away from batteries.
- Batteries contain acid which burns eyes or skin on contact. Wear protective clothing. If acid contacts body, flush well with water. For eye contact flush well and get immediate medical attention.

Maintenance procedures which are given in the Operation & Maintenance Manual can be performed by the owner/operator without any specific technical training. Maintenance procedures which are **not** in the Operation & Maintenance Manual must be performed **ONLY BY QUALIFIED BOBCAT SERVICE PERSONNEL**. Always use **genuine Bobcat replacement parts**. The Service Safety Training Course is available from your Bobcat dealer.



Bobcat®

ALPHABETICAL INDEX

ADVANCED CONTROL SYSTEM (ACS)	60-01	FAN GEARBOX	10-01
ADVANCED CONTROL SYSTEM (ACS)	60-01	FLYWHEEL AND HOUSING	70-01
AIR CLEANER	70-01	FRONT AUXILIARY HYD. COUPLER BLOCK	20-01
AIR CLEANER SERVICE	10-01	FRONT AUXILIARY PRESSURE RELIEF BLOCK	20-01
AIR CONDITIONING SERVICE	80-01	FUEL SYSTEM	10-01
AIR CONDITIONING SYSTEM FLOW	80-01	FUEL TANK	50-01
ALTERNATOR (90 AMP)	60-01		
		GENERAL AIR CONDITIONING SERVICE	
BASIC TROUBLESHOOTING	80-01	GUIDELINES	80-01
BATTERY	60-01		
BICS™ SYSTEM	60-01	HEATER COIL	80-01
BOB-TACH	10-01, 50-01	HEATER VALVE	80-01
BOBCAT CONTROLLER	60-01	HEATER/AC FAN	80-01
BRAKE	40-01	HYDRAULIC CONNECTION	
BUCKET POSITION VALVE	20-01	SPECIFICATIONS	SPEC-01
		HYDRAULIC CONTROL VALVE (ACS)	20-01
CHARGE PRESSURE	30-01	HYDRAULIC CONTROL VALVE (FOOT)	20-01
COMPONENTS	80-01	HYDRAULIC FILTER HOUSING	20-01
COMPRESSOR	80-01	HYDRAULIC FLUID RESERVOIR	20-01
CONDENSER	80-01	HYDRAULIC PUMP	20-01
CONTROL HANDLE	80-01	HYDRAULIC PUMP (HI FLOW)	20-01
CONTROL HANDLE (ADVANCED CONTROL		HYDRAULIC SYSTEM INFORMATION	20-01
SYSTEM) (ACS) SELECTABLE HAND/FOOT		HYDRAULIC/HYDROSTATIC FLUID	
CONTROL	50-01	SPECIFICATIONS	SPEC-01
CONTROL HANDLE (ADVANCED CONTROL		HYDRAULIC/HYDROSTATIC SYSTEM	10-01
SYSTEM) (ACS) ADVANCED HAND CONTROL	50-01	HYDROSTATIC MOTOR	30-01
CONTROL PANEL	50-01	HYDROSTATIC PUMP	30-01
CONTROL PEDALS	50-01	HYDROSTATIC SYSTEM INFORMATION	30-01
CONTROL PEDALS (ACS)	50-01		
CONVERSIONS	SPEC-01	INSTRUMENT PANEL	60-01
COOLING FAN	70-01		
CYLINDER (LIFT)	20-01	LIFT ARM	50-01
CYLINDER (POWER BOB-TACH)	20-01	LIFT ARM BY-PASS CONTROL VALVE	20-01
CYLINDER (TILT)	20-01	LIFT ARM SUPPORT DEVICE	10-01
		LIFTING AND BLOCKING THE LOADER	10-01
DIAGNOSTICS	60-01	LIGHTS	60-01
DRIVE BELT	30-01	LOADER SPECIFICATIONS	SPEC-01
DRIVE COMPONENTS	40-01	LUBRICATION OF THE BOBCAT LOADER	10-01
ELECTRICAL SYSTEM INFORMATION	60-01	MAIN RELIEF VALVE	20-01
ELECTRICAL/HYDRAULIC CONTROLS		MUFFLER	70-01
REFERENCE	60-01		
ENGINE	70-01	OIL COOLER	30-01
ENGINE COMPONENTS AND TESTING	70-01	OPERATOR CAB	10-01, 50-01
ENGINE COOLING SYSTEM	10-01	OPERATOR SEAT	50-01
ENGINE LUBRICATION SYSTEM	10-01	OPERATOR SEAT (SUSPENSION)	50-01
ENGINE SPECIFICATIONS-			
KUBOTA V2003T-EB (TURBO)	SPEC-01	POWER BOB-TACH	50-01
ENGINE SPEED CONTROL	70-01	POWER BOB-TACH (OPTION)	10-01
EVAPORATOR	80-01	POWER BOB-TACH BLOCK	20-01
EVAPORATOR/HEATER UNIT	80-01	PRESSURE RELIEF VALVE	80-01
EXPANSION VALVE	80-01	PRESSURE SWITCH	80-01



Thank you very much
for your reading.
Please click here
to get more information.