

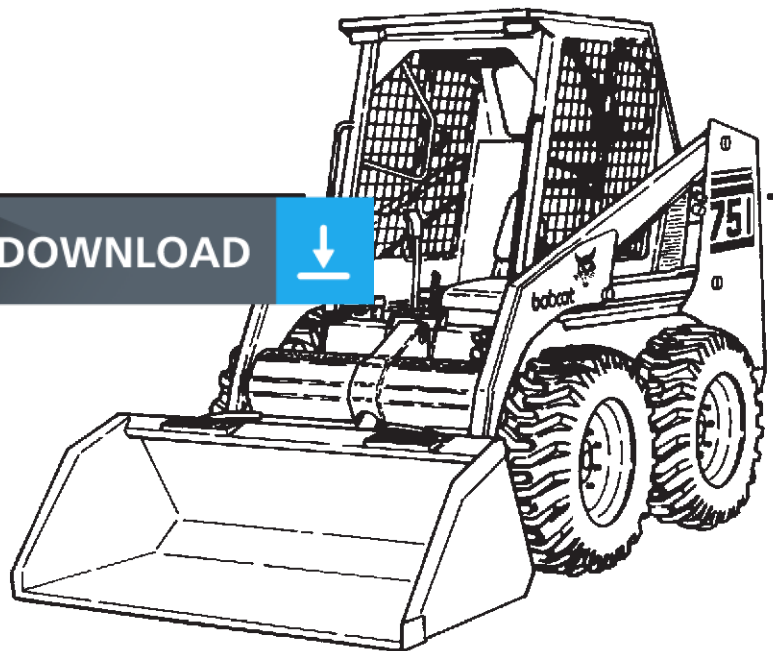
751



Bobcat®

Service Manual

S/N 515711001–515729999
S/N 515611001–515619999



Dealer Copy Not for Resale

EQUIPPED WITH
BOBCAT INTERLOCK
CONTROL SYSTEM (BICS™)



MAINTENANCE SAFETY



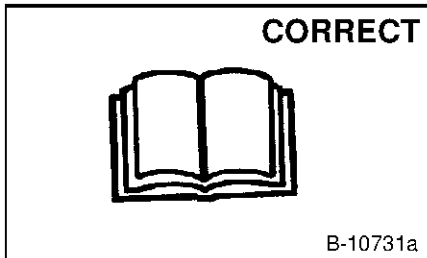
WARNING

Instructions are necessary before operating or servicing machine. Read and understand the Operation & Maintenance Manual, Operator's Handbook and signs (decals) on machine. Follow warnings and instructions in the manuals when making repairs, adjustments or servicing. Check for correct function after adjustments, repairs or service. Untrained operators and failure to follow instructions can cause injury or death.


W-2003-0903




Safety Alert Symbol: This symbol with a warning statement, means: "Warning, be alert! Your safety is involved!" Carefully read the message that follows.



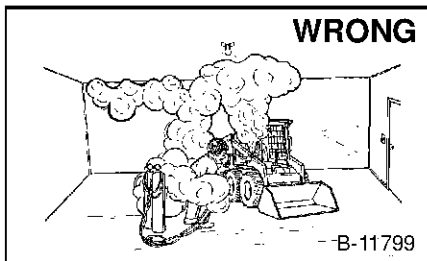
Never service the Bobcat Skid-Steer Loader without instructions.



Use the correct procedure to lift or lower operator cab.



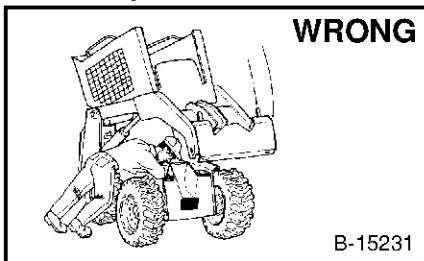
Cleaning and maintenance are required daily.



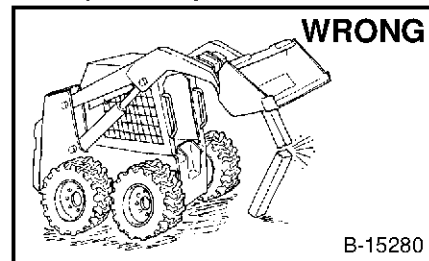
Have good ventilation when welding or grinding painted parts.

Wear dust mask when grinding painted parts. Toxic dust and gas can be produced.

Avoid exhaust fume leaks which can kill without warning. Exhaust system must be tightly sealed.




Disconnecting or loosening any hydraulic tubeline, hose, fitting, component or a part failure can cause lift arms to drop. Do not go under lift arms when raised unless supported by an approved lift arm support device. Replace it if damaged.



Never work on loader with lift arms up unless lift arms are held by an approved lift arm support device. Replace if damaged.

Never modify equipment or add attachments not approved by Bobcat Company.

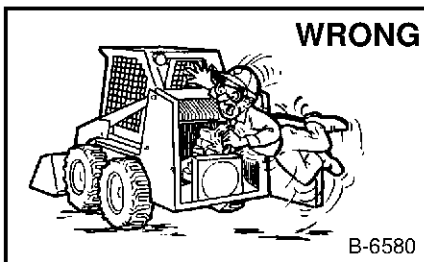


Stop, cool and clean engine of flammable materials before checking fluids.

Never service or adjust loader with the engine running unless instructed to do so in the manual.

Avoid contact with leaking hydraulic fluid or diesel fuel under pressure. It can penetrate the skin or eyes.

Never fill fuel tank with engine running, while smoking or when near open flame.



Keep body, jewelry and clothing away from moving parts, electrical contact, hot parts and exhaust.

Wear eye protection to guard from battery acid, compressed springs, fluids under pressure and flying debris when engines are running or tools are used. Use eye protection approved for type of welding.

Keep rear door closed except for service. Close and latch door before operating the loader.



Lead-acid batteries produce flammable and explosive gases.

Keep arcs, sparks, flames and lighted tobacco away from batteries.

Batteries contain acid which burns eyes or skin on contact. Wear protective clothing. If acid contacts body, flush well with water. For eye contact flush well and get immediate medical attention.

Maintenance procedures which are given in the Operation & Maintenance Manual can be performed by the owner/operator without any specific technical training. Maintenance procedures which are **not** in the Operation & Maintenance Manual must be performed **ONLY BY QUALIFIED BOBCAT SERVICE PERSONNEL**. Always use genuine Bobcat replacement parts. The Service Safety Training Course is available from your Bobcat dealer.

MSW01-0805

Dealer Copy -- Not for Resale



Bobcat®

ALPHABETICAL INDEX

ACTUATORS	10-1	IDLER GEAR AND CAMSHAFT	7-1
ACTUATOR VOLTAGE TEST	10-1	LIFT ARMS	5-1
A.H.C. COMPONENTS	10-1	LIFT ARM SUPPORT DEVICE	1-1
A.H.C./PWM CONTROLLER	10-1	LIFTING AND BLOCKING THE LOADER	1-1
A.H.C. HANDLE	10-1	LIFT CYLINDER(S)	2-1
A.H.C. STEERING LEVER	10-1	LIFT LOCK BY-PASS VALVE	2-1
AIR CLEANER	7-1	LIFTING THE LOADER	1-1
AIR CLEANER SERVICE	1-1	LOADER SPECIFICATIONS	9-1
ALTERNATOR	6-1	LUBRICATION OF THE LOADER	1-1
ALTERNATOR BELT	1-1	MOTOR CARRIER	4-1
AXLE SEAL	4-1	OIL COOLER	3-1
AXLE, SPROCKET AND BEARINGS	4-1	OIL PUMP	7-1
BATTERY	6-1	OPERATOR CAB	1-1, 5-1
BOBCAT INTERLOCK CONTROL		OPERATOR CAB GAS CYLINDER	5-1
SYSTEM (BICS™)	8-1, 10-1	OPERATOR SEAT	5-1
BICS™ VALVE	2-1, 10-1	PARKING BRAKE	4-1
BICS™ SYSTEM CONTROLLER	8-1	PARKING BRAKE DISC	4-1
BLOWER HOUSING/FAN GEARBOX	7-1	PEDAL INTERLOCK LINKAGE	2-1
BOB-TACH	1-1, 5-1	PISTON AND CONNECTING ROD	7-1
CHAINCASE COVERS	4-1	PIVOT PINS	1-1
CHAINCASE FLUID	4-1	RADIATOR	7-1
CONTROL PANEL	3-1	REAR DOOR	5-1
CONTROL PEDALS	2-1	REAR GRILL	5-1
CONTROL VALVE	2-1	RELAY SWITCHES	6-1
CRANKSHAFT AND BEARINGS	7-1	REMOTE START SWITCH	1-1
CRANKSHAFT GEAR	7-1	ROCKER ARM AND SHAFT	7-1
CYLINDER BORE	7-1	SEAT BAR (W/COMPRESSION SPRINGS)	5-1
CYLINDER HEAD	7-1	SEAT BAR RESTRAINT SYSTEM	1-1
DECIMAL & MILLIMETER EQUIVALENTS	9-1	SEAT BAR SENSOR	8-1
DRIVE BELT	1-1	SEAT SENSOR	8-1
DRIVE BELT HOUSING	3-1	SERVICE SCHEDULE	1-1
DRIVE CHAIN	4-1	SPARK ARRESTOR MUFFLER	1-1
ELECTRICAL/HYDRAULIC CONTROLS		SPRING LOADER DRIVE BELT	
REFERENCE	8-1	TENSIONER PULLEY	3-1
ELECTRICAL SYSTEM INFORMATION	6-1	STANDARD INSTRUMENT PANEL	6-1
ENGINE	7-1	STANDARD TORQUE SPECIFICATIONS	
ENGINE COMPRESSION	7-1	FOR BOLTS	9-1
ENGINE COOLING SYSTEM	1-1	STARTER	6-1
ENGINE LUBRICATION SYSTEM	1-1	STEERING LINKAGE	3-1
ENGINE MUFFLER	7-1	STOPPING THE BOBCAT LOADER	1-1
ENGINE SPECIFICATIONS	9-1	SWITCH HANDLE	10-1
ENGINE SPEED CONTROL	7-1	TILT CYLINDER	2-1
FAN GEARBOX	1-1, 7-1	TIMING GEARS	7-1
FINAL DRIVE TRANSMISSION (CHAINCASE)	1-1	TIMING GEARCASE COVER	7-1
FLYWHEEL	7-1	TIRE MAINTENANCE	1-1
FRONT LIGHTS	6-1	TORQUE SPECIFICATIONS FOR LOADER	9-1
FUEL CAMSHAFT	7-1	TOWING THE LOADER	1-1
FUEL INJECTION PUMP	7-1	TRACTION LOCK	8-1
FUEL INJECTION NOZZLES	7-1	TRACTION LOCK GUIDES	4-1
FUEL SYSTEM	1-1	TRANSPORTING THE LOADER	1-1
FUEL TANK	5-1	TROUBLESHOOTING	2-1, 3-1, 6-1, 7-1
GLOW PLUGS	7-1	TROUBLESHOOTING (AHC)	10-1
HANDLE CONTROL UNIT	10-1	U.S. TO METRIC CONVERSION	9-1
HANDLE CONTROL UNIT TEST	10-1	VALVE CLEARANCE	7-1
HYDRAULIC CONNECTION SPECIFICATIONS	9-1	VALVE, VALVE SEAT AND GUIDE	7-1
HYDRAULIC CONTROL VALVE (AHC)	10-1	WATER PUMP	7-1
HYDRAULIC CYLINDERS	2-1	WIRING SCHEMATICS –WITH ADVANCED	
HYDRAULIC CYLINDER IDENTIFICATION	2-1	HAND CONTROL OPTIONS	10-1
HYDROSTATIC DRIVE MOTOR	3-1		
HYDRAULIC FILTER HOUSING	2-1		
HYDRAULIC FLUID RESERVOIR	2-1		
HYDRAULIC/HYDROSTATIC FLUID			
SPECIFICATIONS	9-1		
HYDRAULIC/HYDROSTATIC SYSTEM	1-1		
HYDRAULIC PUMP	2-1		
HYDRAULIC SYSTEM INFORMATION	9-1		
HYDROSTATIC PUMP	3-1		
HYDROSTATIC SYSTEM INFORMATION	3-1		

Dealer Copy -- Not for Resale



Thank you very much
for your reading.
Please click here
to get more information.