

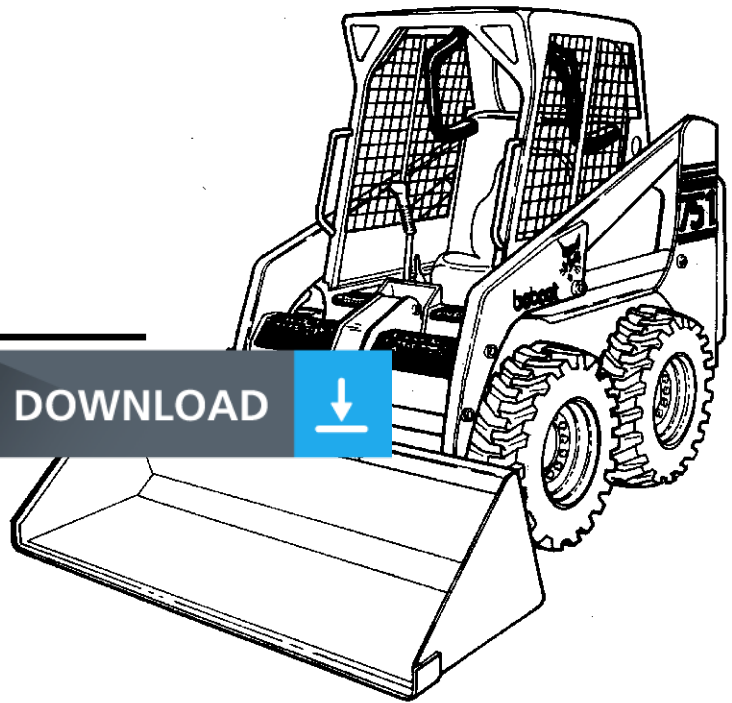
751



Bobcat®

Service Manual

(S/N 515730001 & Above)
(S/N 515620001 & Above)



Dealer Copy -- Not for Resale

**EQUIPPED WITH
BOBCAT INTERLOCK
CONTROL SYSTEM (BICS™)**

MAINTENANCE SAFETY




WARNING

Instructions are necessary before operating or servicing machine. Read and understand the Operation & Maintenance Manual, Operator's Handbook and signs (decals) on machine. Follow warnings and instructions in the manuals when making repairs, adjustments or servicing. Check for correct function after adjustments, repairs or service. Untrained operators and failure to follow instructions can cause injury or death.


W-2003-0903




Safety Alert Symbol: This symbol with a warning statement, means: "Warning, be alert! Your safety is involved!" Carefully read the message that follows.



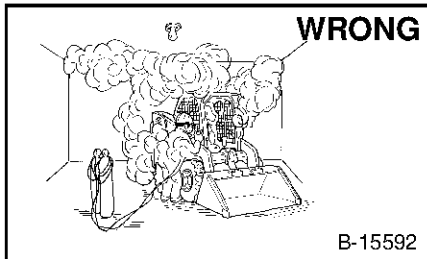
Never service the Bobcat Skid-Steer Loader without instructions.



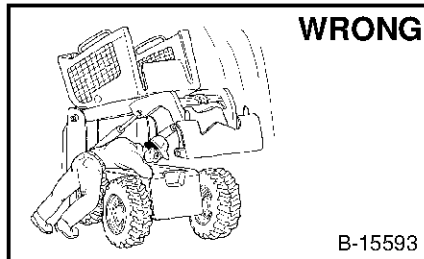
Use the correct procedure to lift or lower operator cab.



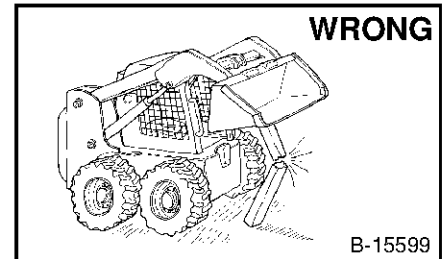
Cleaning and maintenance are required daily.




- Have good ventilation when welding or grinding painted parts.
- Wear dust mask when grinding painted parts. Toxic dust and gas can be produced.
- Avoid exhaust fume leaks which can kill without warning. Exhaust system must be tightly sealed.




Disconnecting or loosening any hydraulic tubeline, hose, fitting, component or a part failure can cause lift arms to drop. Do not go under lift arms when raised unless supported by an approved lift arm support device. Replace it if damaged.



- Never work on loader with lift arms up unless lift arms are held by an approved lift arm support device. Replace if damaged.
- Never modify equipment or add attachments not approved by Bobcat Company.



- Stop, cool and clean engine of flammable materials before checking fluids.
- Never service or adjust loader with the engine running unless instructed to do so in the manual.
- Avoid contact with leaking hydraulic fluid or diesel fuel under pressure. It can penetrate the skin or eyes.
- Never fill fuel tank with engine running, while smoking or when near open flame.



- Keep body, jewelry and clothing away from moving parts, electrical contact, hot parts and exhaust.
- Wear eye protection to guard from battery acid, compressed springs, fluids under pressure and flying debris when engines are running or tools are used. Use eye protection approved for type of welding.
- Keep rear door closed except for service. Close and latch door before operating the loader.



- Lead-acid batteries produce flammable and explosive gases.
- Keep arcs, sparks, flames and lighted tobacco away from batteries.
- Batteries contain acid which burns eyes or skin on contact. Wear protective clothing. If acid contacts body, flush well with water. For eye contact flush well and get immediate medical attention.

Maintenance procedures which are given in the Operation & Maintenance Manual can be performed by the owner/operator without any specific technical training. Maintenance procedures which are **not** in the Operation & Maintenance Manual must be performed **ONLY BY QUALIFIED BOBCAT SERVICE PERSONNEL**. Always use genuine Bobcat replacement parts. The Service Safety Training Course is available from your Bobcat dealer.

MSW08-0805

Dealer Copy -- Not for Resale



Bobcat®

ALPHABETICAL INDEX

ADVANCED CONTROL SYSTEM (ACS)		FUEL SYSTEM.....	10-01
ADVANCE HAND CONTROL	60-01	FUEL TANK	50-01
ADVANCED HAND CONTROL (AHC) SYSTEM....	60-01		
AIR CLEANER SERVICE	10-01, 70-01	HEATER COIL.....	80-01
ALTERNATOR	60-01	HEATER FAN	80-01
		HEATER UNIT.....	80-01
BASIC TROUBLESHOOTING	80-01	HEATER VALVE	80-01
BATTERY.....	60-01	HYDRAULIC CONNECTION SPECS	SPEC-01
BICS™ SYSTEM	10-01, 60-01	HYDRAULIC CONTROL VALVE (ADVANCED	
BICS™ VALVE	20-01	CONTROL SYSTEM) (ACS)	20-01
BOBCAT CONTROLLER	60-01	HYDRAULIC CONTROL VALVE	
BOB-TACH.....	10-01, 50-01	(FOOT CONTROL).....	20-01
BRAKE.....	40-01	HYDRAULIC FILTER HOUSING	20-01
BUCKET POSITION VALVE.....	20-01	HYDRAULIC FLUID RESERVOIR	20-01
		HYDRAULIC FLUID SPECIFICATIONS.....	SPEC-01
CHAINCASE	40-01	HYDRAULIC/HYDROSTATIC SYSTEM.....	10-01
CHARGE PRESSURE	30-01	HYDRAULIC PUMP (ALUMINUM).....	20-01
COMPONENTS	80-01	HYDRAULIC SYSTEM INFORMATION	20-01
CONTROL PANEL.....	30-01	HYDROSTATIC MOTOR.....	30-01
CONTROL PEDALS	20-01	HYDROSTATIC PUMP.....	30-01
CONVERSIONS	SPEC-01	HYDROSTATIC SYSTEM INFORMATION.....	30-01
COOLING FAN	70-01		
CYLINDER(S).....	20-01	INSTRUMENT PANEL	60-01
DIAGNOSTICS	60-01	LIFT ARM	50-01
DRIVE BELT	30-01	LIFT ARM BY-PASS CONTROL VALVE.....	20-01
DRIVE COMPONENTS	40-01	LIFT ARM SUPPORT DEVICE.....	10-01
		LIFTING AND BLOCKING THE LOADER.....	10-01
ELECTRICAL/HYD. CONTROLS REFERENCE	60-01	LIGHTS.....	60-01
ELECTRICAL SYSTEM INFORMATION	60-01	LOADER SPECIFICATIONS	SPEC-01
ENGINE	70-01	LOADER TORQUE.....	SPEC-01
ENGINE COMPONENTS AND TESTING	70-01	LUBRICATION OF THE BOBCAT LOADER.....	10-01
ENGINE COOLING SYSTEM.....	10-01		
ENGINE LUBRICATION SYSTEM	10-01	MAIN RELIEF VALVE	20-01
ENGINE SPECIFICATIONS.....	SPEC-01	MUFFLER.....	70-01
ENGINE SPEED CONTROL	70-01		
		OIL COOLER.....	30-01
FLYWHEEL AND HOUSING.....	70-01	OPERATOR CAB	10-01, 50-01
FRONT AUXILIARY PRESSURE		OPERATOR SEAT	50-01
RELIEF BLOCK	20-01		

Dealer Copy -- Not for Resale

Continued On Next Page



Thank you very much
for your reading.
Please click here
to get more information.