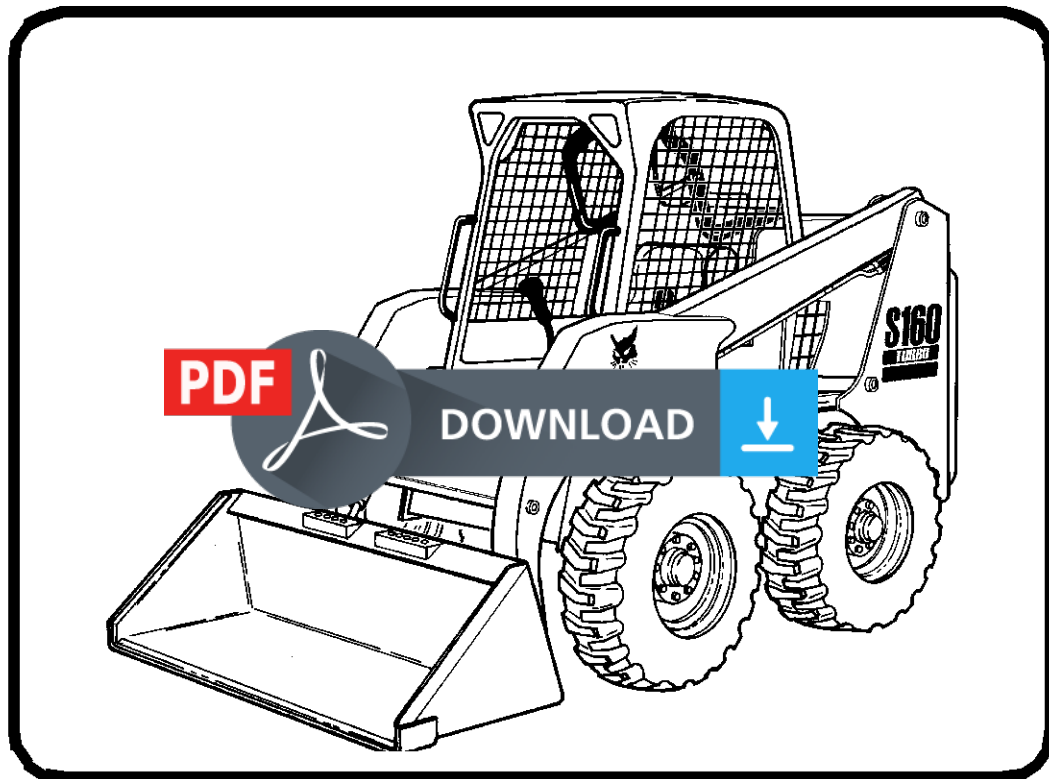




Bobcat®

Service Manual S150, S160 Skid-Steer Loader

S/N 523811001 & Above
S/N 523911001 & Above
S/N 524011001 & Above
S/N 524111001 & Above



Dealer Copy -- Not for Resale

EQUIPPED WITH
BOBCAT INTERLOCK
CONTROL SYSTEM (BICS™)



MAINTENANCE SAFETY




WARNING

Instructions are necessary before operating or servicing machine. Read and understand the Operation & Maintenance Manual, Operator's Handbook and signs (decals) on machine. Follow warnings and instructions in the manuals when making repairs, adjustments or servicing. Check for correct function after adjustments, repairs or service. Untrained operators and failure to follow instructions can cause injury or death.

W-2003-0807

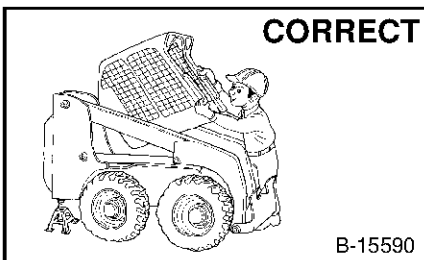


Safety Alert Symbol: This symbol with a warning statement, means: "Warning, be alert! Your safety is involved!" Carefully read the message that follows.



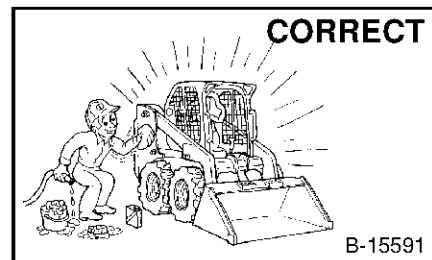
P-90216

Never service the Bobcat Skid-Steer Loader without instructions.



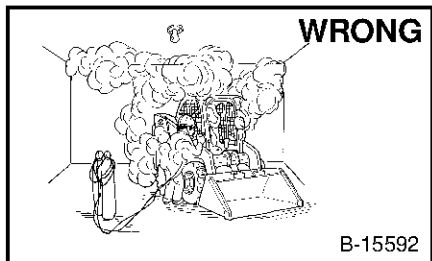
B-15590

Use the correct procedure to lift or lower operator cab.



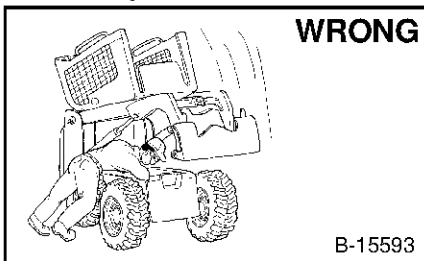
B-15591

Cleaning and maintenance are required daily.



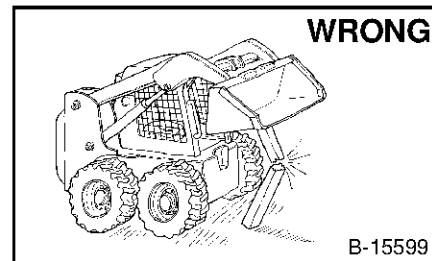
B-15592

- Have good ventilation when welding or grinding painted parts.
- Wear dust mask when grinding painted parts. Toxic dust and gas can be produced.
- Avoid exhaust fume leaks which can kill without warning. Exhaust system must be tightly sealed.




B-15593

- Disconnecting or loosening any hydraulic tubeline, hose, fitting, component or a part failure can cause lift arms to drop. Do not go under lift arms when raised unless supported by an approved lift arm support device. Replace it if damaged.



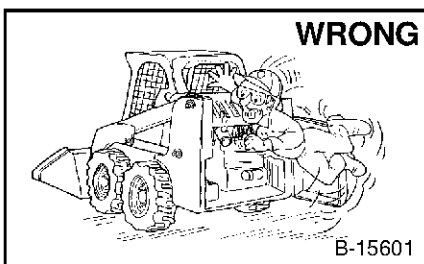
B-15599

- Never work on loader with lift arms up unless lift arms are held by an approved lift arm support device. Replace if damaged.
- Never modify equipment or add attachments not approved by Bobcat Company.




B-15600

- Stop, cool and clean engine of flammable materials before checking fluids.
- Never service or adjust loader with the engine running unless instructed to do so in the manual.
- Avoid contact with leaking hydraulic fluid or diesel fuel under pressure. It can penetrate the skin or eyes.
- Never fill fuel tank with engine running, while smoking or when near open flame.



B-15601

- Keep body, jewelry and clothing away from moving parts, electrical contact, hot parts and exhaust.
- Wear eye protection to guard from battery acid, compressed springs, fluids under pressure and flying debris when engines are running or tools are used. Use eye protection approved for type of welding.
- Keep rear door closed except for service. Close and latch door before operating the loader.



B-6589

- Lead-acid batteries produce flammable and explosive gases.
- Keep arcs, sparks, flames and lighted tobacco away from batteries.
- Batteries contain acid which burns eyes or skin on contact. Wear protective clothing. If acid contacts body, flush well with water. For eye contact flush well and get immediate medical attention.

Maintenance procedures which are given in the Operation & Maintenance Manual can be performed by the owner/operator without any specific technical training. Maintenance procedures which are **not** in the Operation & Maintenance Manual must be performed **ONLY BY QUALIFIED BOBCAT SERVICE PERSONNEL**. Always use genuine Bobcat replacement parts. The Service Safety Training Course is available from your Bobcat dealer.

MSW08-0409

Dealer Copy -- Not for Resale



Bobcat®

ALPHABETICAL INDEX

ADVANCED CONTROL SYSTEM (ACS)	60-01	HEATER COIL	80-01
AIR CLEANER	70-01	HEATER / AC FAN	80-01
AIR CLEANER SERVICE	10-01	HEATER VALVE	80-01
AIR CONDITIONING SERVICE	80-01	HIGH FLOW VALVE	20-01
AIR CONDITIONING SYSTEM FLOW	80-01	HYDRAULIC CONNECTION SPECS.	SPEC-01
ALTERNATOR	60-01	HYDRAULIC CONTROL VALVE (ADVANCED CONTROL SYSTEM) (ACS)	20-01
BATTERY	60-01	HYDRAULIC CONTROL VALVE (FOOT CONTROL)	20-01
BASIC TROUBLESHOOTING	80-01	HYDRAULIC FILTER HOUSING	20-01
BICS™ SYSTEM	60-01	HYDRAULIC FLUID RESERVOIR	20-01
BOBCAT CONTROLLER	60-01	HYDRAULIC FLUID SPECIFICATIONS	SPEC-01
BOB-TACH	10-01, 50-01	HYDRAULIC / HYDROSTATIC SYSTEM	10-01
BRAKE	40-01	HYDRAULIC PUMP	20-01
BUCKET POSITION VALVE	20-01	HYDRAULIC PUMP (HI FLOW)	20-01
CHAINCASE	40-01	HYDRAULIC SYSTEM INFORMATION	20-01
CHARGE PRESSURE	30-01	HYDROSTATIC MOTOR	30-01
COMPONENTS	80-01	HYDROSTATIC PUMP	30-01
COMPRESSOR	80-01	HYDROSTATIC SYSTEM INFORMATION	30-01
CONDENSER	80-01	INSTRUMENT PANEL	60-01
CONTROL HANDLE	50-01	LIFT ARMS	50-01
CONTROL HANDLE (ADVANCED CONTROL SYSTEM) (ACS) SELECTABLE HAND / FOOT CONTROL ..	50-01	LIFT ARM BYPASS CONTROL VALVE	20-01
CONTROL PANEL	50-01	LIFT ARM SUPPORT DEVICE	10-01
CONTROL PEDALS	50-01	LIFTING AND BLOCKING THE LOADER	10-01
CONTROL PEDALS (ACS)	50-01	LIGHTS	60-01
CONVERSIONS	SPEC-01	LOADER SPECIFICATIONS	SPEC-01
COOLING FAN	70-01	LUBRICATING THE BOBCAT LOADER	10-01
CYLINDER (LIFT)	20-01	MAIN RELIEF VALVE	20-01
CYLINDER (POWER BOB-TACH)	20-01	MUFFLER	70-01
CYLINDER (TILT)	20-01	OIL COOLER	30-01
DIAGNOSTICS	60-01	OPERATOR CAB	10-01, 50-01
DRIVE BELT	30-01	OPERATOR SEAT	50-01
DRIVE COMPONENTS	40-01	OPERATOR SEAT (SUSPENSION)	50-01
ELECTRICAL SYSTEM INFORMATION	60-01	POWER BOB-TACH	10-01, 50-01
ENGINE	70-01	POWER BOB-TACH BLOCK	20-01
ENGINE COMPONENTS AND TESTING	70-01	PRESSURE RELIEF VALVE	80-01
ENGINE COOLING SYSTEM	10-01	PRESSURE SWITCH	80-01
ENGINE LUBRICATION SYSTEM	10-01		
ENGINE SPECIFICATIONS	SPEC-01		
ENGINE SPEED CONTROL	70-01		
EVAPORATOR	80-01		
EVAPORATOR / HEATER UNIT	80-01		
EXPANSION VALVE	80-01		
FAN GEARBOX	10-01		
FINAL DRIVE TRANSMISSION (CHAINCASE) ..	10-01		
FLYWHEEL AND HOUSING	70-01		
FRONT AUXILIARY HYD. COUPLER BLOCK	20-01		
FUEL SYSTEM	10-01		
FUEL TANK	50-01		
GENERAL AIR CONDITIOING SERVICE GUIDELINES	80-01		



Thank you very much
for your reading.
Please click here
to get more information.