

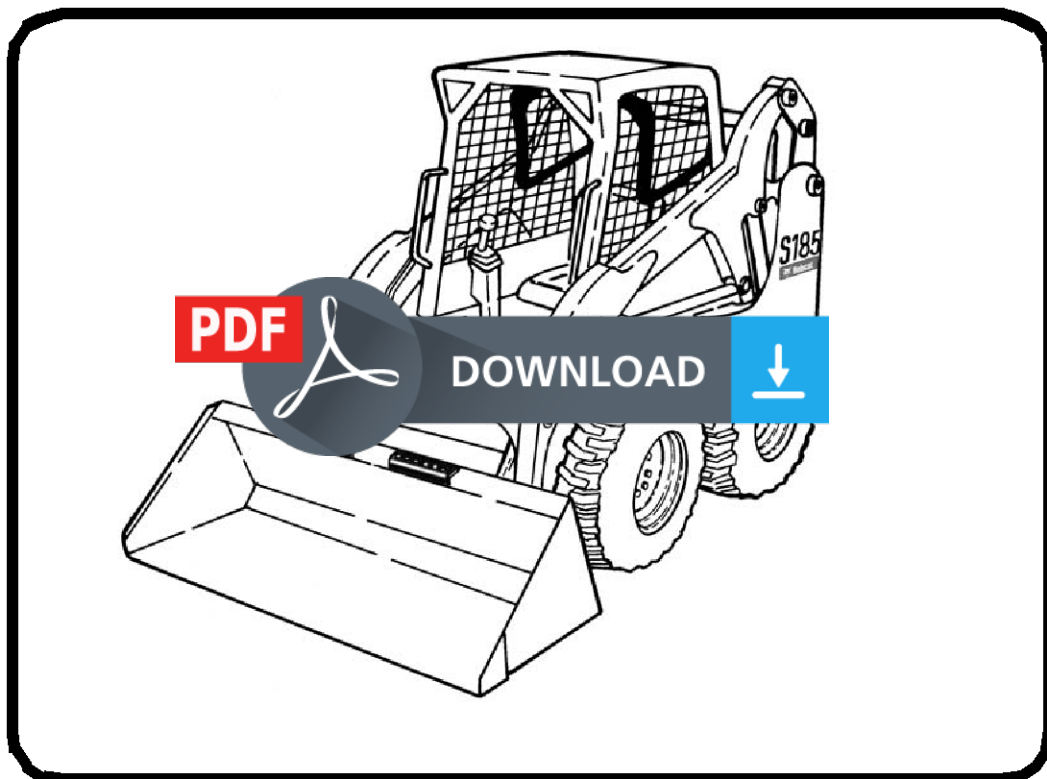


Bobcat®

Service Manual


S175/S185 Skid-Steer Loader

S/N 530111001 & Above
S/N 530211001 & Above
S/N A8NZ11001 - A8NZ59999
S/N A8M411001 - A8M459999
S/N A8NY11001 - A8NY59999
S/N 530311001 - 530359999
S/N 530411001 - 530459999
S/N ABRT11001 - ABRT59999



Dealer Copy -- Not for Resale

EQUIPPED WITH
BOBCAT INTERLOCK
CONTROL SYSTEM (BICS™)



MAINTENANCE SAFETY




WARNING

Instructions are necessary before operating or servicing machine. Read and understand the Operation & Maintenance Manual, Operator's Handbook and signs (decals) on machine. Follow warnings and instructions in the manuals when making repairs, adjustments or servicing. Check for correct function after adjustments, repairs or service. Untrained operators and failure to follow instructions can cause injury or death.


W-2003-0807




Safety Alert Symbol: This symbol with a warning statement, means: "Warning, be alert! Your safety is involved!" Carefully read the message that follows.




Never service the Bobcat Skid-Steer Loader without instructions.



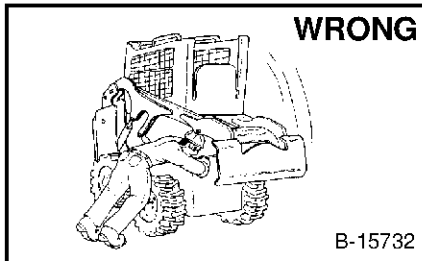
Use the correct procedure to lift or lower operator cab.



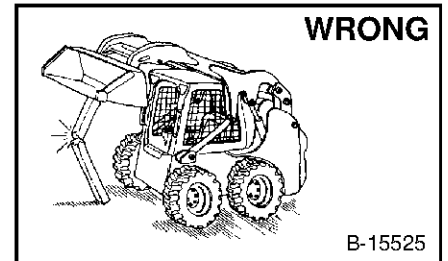
Cleaning and maintenance are required daily.



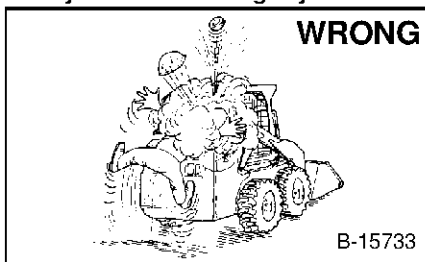
- Have good ventilation when welding or grinding painted parts.
- Wear dust mask when grinding painted parts. Toxic dust and gas can be produced.
- Avoid exhaust fume leaks which can kill without warning. Exhaust system must be tightly sealed.




Disconnecting or loosening any hydraulic tubeline, hose, fitting, component or a part failure can cause lift arms to drop. Do not go under lift arms when raised unless supported by an approved lift arm support device. Replace it if damaged.




- Never work on loader with lift arms up unless lift arms are held by an approved lift arm support device. Replace if damaged.
- Never modify equipment or add attachments not approved by Bobcat Company.



- Stop, cool and clean engine of flammable materials before checking fluids.
- Never service or adjust loader with the engine running unless instructed to do so in the manual.
- Avoid contact with leaking hydraulic fluid or diesel fuel under pressure. It can penetrate the skin or eyes.
- Never fill fuel tank with engine running, while smoking or when near open flame.



- Keep body, jewelry and clothing away from moving parts, electrical contact, hot parts and exhaust.
- Wear eye protection to guard from battery acid, compressed springs, fluids under pressure and flying debris when engines are running or tools are used. Use eye protection approved for type of welding.
- Keep rear door closed except for service. Close and latch door before operating the loader.



- Lead-acid batteries produce flammable and explosive gases.
- Keep arcs, sparks, flames and lighted tobacco away from batteries.
- Batteries contain acid which burns eyes or skin on contact. Wear protective clothing. If acid contacts body, flush well with water. For eye contact flush well and get immediate medical attention.

Maintenance procedures which are given in the Operation & Maintenance Manual can be performed by the owner/operator without any specific technical training. Maintenance procedures which are **not** in the Operation & Maintenance Manual must be performed **ONLY BY QUALIFIED BOBCAT SERVICE PERSONNEL**. Always use genuine Bobcat replacement parts. The Service Safety Training Course is available from your Bobcat dealer.

MSW07-0409

Dealer Copy -- Not for Resale



Bobcat®

ALPHABETICAL INDEX

ACCESS PANEL (INSIDE)	50-01	FINAL DRIVE TRANSMISSION (CHAINCASE) ..	10-01
ACCESS PANEL (INSIDE) (SJC)	50-01	FLYWHEEL AND HOUSING	70-01
AIR CLEANER	70-01	FLYWHEEL RPM SENSOR	60-01
AIR CLEANER SERVICE	10-01	FRONT AUXILIARY HYD. COUPLER BLOCK	20-01
AIR CONDITIONING SYSTEM FLOW	80-01	FUEL SYSTEM.....	10-01, 70-01
ALTERNATOR	60-01	FUEL TANK	50-01
BATTERY	60-01	HEATER COIL.....	80-01
BLOWER FAN	80-01	HEATER VALVE	80-01
BOBCAT INTERLOCK CONTROL		HIGH FLOW VALVE	20-01
SYSTEM (BICS)	60-01	HYDRAULIC CONNECTION SPECS.	SPEC-01
BOBCAT CONTROLLER	60-01	HYDRAULIC CONTROL VALVE	20-01
BOB-TACH (HAND LEVER)	10-01, 50-01	HYD./HYDRO FLUID SPECIFICATIONS	SPEC-01
BOB-TACH (POWER).....	50-01	HYDRAULIC FLUID RESERVOIR	20-01
BRAKE (SINGLE SPEED).....	40-01	HYDRAULIC/HYDROSTATIC FILTERS	20-01
BRAKE (TWO-SPEED).....	40-01	HYDRAULIC/HYDROSTATIC SYSTEM.....	10-01
BUCKET POSITION VALVE	20-01	HYDRAULIC PUMP (STANDARD).....	20-01
CALIBRATION	60-01	HYDRAULIC PUMP (STANDARD) (HIGH FLOW) ..	20-01
CAMSHAFT AND TIMING GEARS.....	70-01	HYDRAULIC PUMP (HIGH FLOW) (SJC).....	20-01
CHAINCASE	40-01	HYDRAULIC PUMP (SJC)	20-01
CHARGE PRESSURE.....	30-01	HYDRAULIC SYSTEM INFORMATION	20-01
COMPRESSOR	80-01	HYDROSTATIC MOTOR	30-01
CONDENSER	80-01	HYDROSTATIC MOTOR (TWO SPEED)	30-01
CONTROL HANDLE/LEVER	50-01	HYDROSTATIC MOTOR CARRIER	
CONTROL HANDLE/LEVER (ACS)	50-01	(SINGLE ANDTWO-SPEED WITH MANUAL	
CONTROL HANDLE/LEVER (SJC).....	50-01	CONTROLS)	30-01
CONTROL PANEL	50-01	HYDROSTATIC MOTOR CARRIER	
CONTROL PANEL (SJC).....	50-01	(SINGLE ANDTWO-SPEED WITH SJC	
CONTROL PEDALS AND LINKAGE	50-01	CONTROLS)	30-01
CONTROL PEDALS (ACS)	50-01	HYDROSTATIC PUMP	30-01
CONTROL SYSTEM (ACS).....	60-01	HYDROSTATIC PUMP (SJC)	30-01
CONVERSIONS	SPEC-01	HYDROSTATIC SYSTEM INFORMATION	30-01
CRANKSHAFT AND PISTONS	70-01		
CYLINDER (LIFT).....	20-01	INSTRUMENT PANELS	60-01
CYLINDER (BOB-TACH)	20-01		
CYLINDER (TILT)	20-01	LIFT ARMS.....	50-01
CYLINDER HEAD.....	70-01	LIFT ARM BYPASS CONTROL VALVE	20-01
DIAGNOSTICS SERVICE CODES	60-01	LIFT ARM SUPPORT DEVICE	10-01
DRIVE BELT	30-01	LIFTING AND BLOCKING THE LOADER.....	10-01
DRIVE COMPONENTS	40-01	LIGHTS	60-01
ELECTRICAL SYSTEM INFORMATION	60-01	LOADER STORAGE AND RETURN TO SERVICE	10-01
ELECTRICAL/HYRAULIC CONTROLS.....	60-01	LUBRICATING THE LOADER.....	10-01
ELECTRICAL/HYRAULIC CONTROLS (SJC).....	60-01	LUBRICATION SYSTEM.....	70-01
ENGINE COOLING SYSTEM.....	10-01, 70-01		
ENGINE INFORMATION	70-01	MAIN RELIEF VALVE	20-01
ENGINE LUBRICATION SYSTEM.....	10-01	MUFFLER.....	70-01
ENGINE SPEED CONTROL (SJC)	70-01		
EVAPORATOR.....	80-01	OIL COOLER.....	20-01
EVAPORATOR/HEATER UNIT	80-01	OPERATOR CAB	10-01, 50-01
EXPANSION VALVE	80-01	OPERATOR SEAT	50-01
		OPERATOR SEAT (SUSPENSION).....	50-01
		PIVOT PINS	10-01
		POWER BOB-TACH BLOCK.....	20-01

Dealer Copy -- Not for Resale



Thank you very much
for your reading.
Please click here
to get more information.