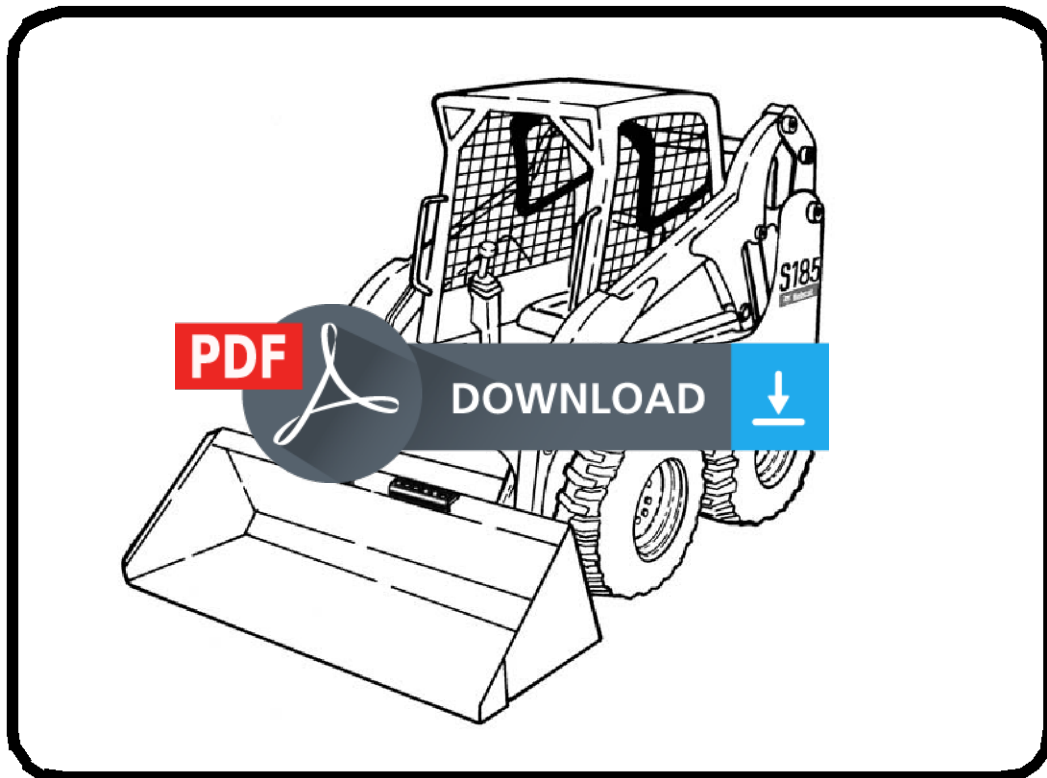




Bobcat®

Service Manual S185 Skid-Steer Loader

S/N 530360001 & Above
S/N 530460001 & Above
S/N ABRT60001 & Above



Dealer Copy -- Not for Resale

EQUIPPED WITH
BOBCAT INTERLOCK
CONTROL SYSTEM (BICS™)



MAINTENANCE SAFETY




WARNING

Instructions are necessary before operating or servicing machine. Read and understand the Operation & Maintenance Manual, Operator's Handbook and signs (decals) on machine. Follow warnings and instructions in the manuals when making repairs, adjustments or servicing. Check for correct function after adjustments, repairs or service. Untrained operators and failure to follow instructions can cause injury or death.

W-2003-0807




Safety Alert Symbol: This symbol with a warning statement, means: "Warning, be alert! Your safety is involved!" Carefully read the message that follows.




P-90216

Never service the Bobcat Skid-Steer Loader without instructions.




B-15535

Use the correct procedure to lift or lower operator cab.



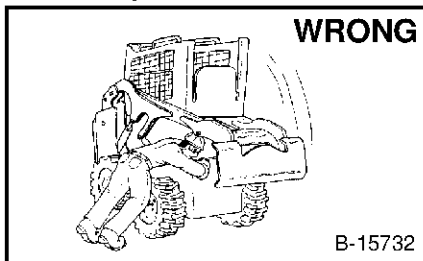
B-15524

Cleaning and maintenance are required daily.



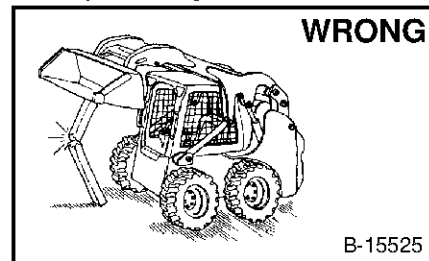
B-15734

- Have good ventilation when welding or grinding painted parts.
- Wear dust mask when grinding painted parts. Toxic dust and gas can be produced.
- Avoid exhaust fume leaks which can kill without warning. Exhaust system must be tightly sealed.



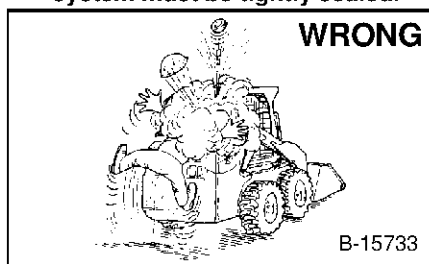
B-15732

Disconnecting or loosening any hydraulic tubeline, hose, fitting, component or a part failure can cause lift arms to drop. Do not go under lift arms when raised unless supported by an approved lift arm support device. Replace it if damaged.




B-15525

- Never work on loader with lift arms up unless lift arms are held by an approved lift arm support device. Replace if damaged.
- Never modify equipment or add attachments not approved by Bobcat Company.




B-15733

- Stop, cool and clean engine of flammable materials before checking fluids.
- Never service or adjust loader with the engine running unless instructed to do so in the manual.
- Avoid contact with leaking hydraulic fluid or diesel fuel under pressure. It can penetrate the skin or eyes.
- Never fill fuel tank with engine running, while smoking or when near open flame.



B-15523

- Keep body, jewelry and clothing away from moving parts, electrical contact, hot parts and exhaust.
- Wear eye protection to guard from battery acid, compressed springs, fluids under pressure and flying debris when engines are running or tools are used. Use eye protection approved for type of welding.
- Keep rear door closed except for service. Close and latch door before operating the loader.



B-6589

- Lead-acid batteries produce flammable and explosive gases.
- Keep arcs, sparks, flames and lighted tobacco away from batteries.
- Batteries contain acid which burns eyes or skin on contact. Wear protective clothing. If acid contacts body, flush well with water. For eye contact flush well and get immediate medical attention.

Maintenance procedures which are given in the Operation & Maintenance Manual can be performed by the owner/operator without any specific technical training. Maintenance procedures which are **not** in the Operation & Maintenance Manual must be performed **ONLY BY QUALIFIED BOBCAT SERVICE PERSONNEL**. Always use genuine Bobcat replacement parts. The Service Safety Training Course is available from your Bobcat dealer.

MSW07-0409

Dealer Copy -- Not for Resale



Bobcat®

ALPHABETICAL INDEX

ACCESS PANEL (INSIDE)	50-01	FINAL DRIVE TRANSMISSION (CHAINCASE) ..	10-01
ACCESS PANEL (INSIDE) (SJC)	50-01	FLYWHEEL AND HOUSING	70-01
AIR CLEANER	70-01	FLYWHEEL RPM SENSOR	60-01
AIR CLEANER SERVICE	10-01	FRONT AUXILIARY HYD. COUPLER BLOCK	20-01
AIR CONDITIONING SYSTEM FLOW	80-01	FUEL SYSTEM.....	10-01, 70-01
ALTERNATOR	60-01	FUEL TANK	50-01
BATTERY.....	60-01	HEATER COIL.....	80-01
BLOWER FAN	80-01	HEATER VALVE	80-01
BOBCAT INTERLOCK CONTROL		HIGH FLOW VALVE	20-01
SYSTEM (BICS)	60-01	HYDRAULIC CONNECTION SPECS.	SPEC-01
BOBCAT CONTROLLER	60-01	HYDRAULIC CONTROL VALVE	20-01
BOB-TACH (HAND LEVER)	10-01, 50-01	HYD./HYDRO FLUID SPECIFICATIONS	SPEC-01
BOB-TACH (POWER).....	50-01	HYDRAULIC FLUID RESERVOIR	20-01
BRAKE (SINGLE SPEED).....	40-01	HYDRAULIC/HYDROSTATIC FILTERS	20-01
BRAKE (TWO-SPEED).....	40-01	HYDRAULIC/HYDROSTATIC SYSTEM.....	10-01
BUCKET POSITION VALVE	20-01	HYDRAULIC PUMP (STANDARD).....	20-01
 		HYDRAULIC PUMP (STANDARD) (HIGH FLOW) ..	20-01
CALIBRATION	60-01	HYDRAULIC PUMP (HIGH FLOW) (SJC).....	20-01
CAMSHAFT AND TIMING GEARS.....	70-01	HYDRAULIC PUMP (SJC)	20-01
CASE DRAIN FILTER.....	30-01	HYDRAULIC SYSTEM INFORMATION	20-01
CHAINCASE	40-01	HYDROSTATIC MOTOR	30-01
CHARGE PRESSURE.....	30-01	HYDROSTATIC MOTOR (TWO SPEED)	30-01
COMPRESSOR	80-01	HYDROSTATIC MOTOR CARRIER	
CONDENSER	80-01	(SINGLE ANDTWO-SPEED WITH MANUAL	
CONTROL HANDLE/LEVER	50-01	CONTROLS)	30-01
CONTROL HANDLE/LEVER (ACS)	50-01	HYDROSTATIC MOTOR CARRIER	
CONTROL HANDLE/LEVER (SJC).....	50-01	(SINGLE ANDTWO-SPEED WITH SJC	
CONTROL PANEL	50-01	CONTROLS)	30-01
CONTROL PANEL (SJC).....	50-01	HYDROSTATIC PUMP	30-01
CONTROL PEDALS AND LINKAGE	50-01	HYDROSTATIC PUMP (SJC)	30-01
CONTROL PEDALS (ACS)	50-01	HYDROSTATIC SYSTEM INFORMATION	30-01
CONTROL SYSTEM (ACS).....	60-01	 	
CONVERSIONS	SPEC-01	INSTRUMENT PANELS	60-01
CRANKSHAFT AND PISTONS	70-01	 	
CYLINDER (LIFT).....	20-01	LIFT ARMS.....	50-01
CYLINDER (BOB-TACH)	20-01	LIFT ARM BYPASS CONTROL VALVE	20-01
CYLINDER (TILT)	20-01	LIFT ARM SUPPORT DEVICE	10-01
CYLINDER HEAD.....	70-01	LIFTING AND BLOCKING THE LOADER.....	10-01
 		LIGHTS	60-01
DIAGNOSTICS SERVICE CODES	60-01	LOADER STORAGE AND RETURN TO SERVICE	10-01
DRIVE BELT	30-01	LUBRICATING THE LOADER.....	10-01
DRIVE COMPONENTS	40-01	LUBRICATION SYSTEM.....	70-01
ELECTRICAL SYSTEM INFORMATION	60-01	MAIN RELIEF VALVE	20-01
ELECTRICAL/HYRAULIC CONTROLS.....	60-01	MUFFLER.....	70-01
ELECTRICAL/HYRAULIC CONTROLS (SJC).....	60-01	 	
ENGINE COOLING SYSTEM.....	10-01, 70-01	OIL COOLER.....	20-01
ENGINE INFORMATION	70-01	OPERATOR CAB	10-01, 50-01
ENGINE LUBRICATION SYSTEM.....	10-01	OPERATOR SEAT	50-01
ENGINE SPEED CONTROL (SJC)	70-01	OPERATOR SEAT (SUSPENSION).....	50-01
EVAPORATOR COIL	80-01	 	
EVAPORATOR/HEATER UNIT	80-01	PIVOT PINS	10-01
EXPANSION VALVE	80-01	POWER BOB-TACH BLOCK.....	20-01

Dealer Copy -- Not for Resale



Thank you very much
for your reading.
Please click here
to get more information.