




# Bobcat®

---

## Service Manual S100 Skid-Steer Loader

---

S/N A2G711001 & Above  
S/N A89L11001 & Above



Dealer Copy -- Not for Resale

EQUIPPED WITH  
BOBCAT INTERLOCK  
CONTROL SYSTEM (BICS™)





# MAINTENANCE SAFETY



## WARNING

Instructions are necessary before operating or servicing machine. Read and understand the Operation & Maintenance Manual, Operator's Handbook and signs (decals) on machine. Follow warnings and instructions in the manuals when making repairs, adjustments or servicing. Check for correct function after adjustments, repairs or service. Untrained operators and failure to follow instructions can cause injury or death.

W-2003-0903



**Safety Alert Symbol:** This symbol with a warning statement, means: "Warning, be alert! Your safety is involved!" Carefully read the message that follows.

### CORRECT




B-10731a



Never service the Bobcat Skid-Steer Loader without instructions.

### CORRECT




B-15590



Use the correct procedure to lift or lower operator cab.

### CORRECT




B-15591



Cleaning and maintenance are required daily.

### WRONG



B-15592



Have good ventilation when welding or grinding painted parts.




Wear dust mask when grinding painted parts. Toxic dust and gas can be produced.



Avoid exhaust fume leaks which can kill without warning. Exhaust system must be tightly sealed.

### WRONG

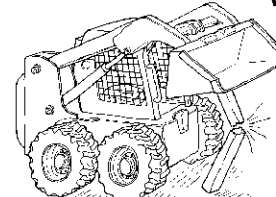


B-15593



Disconnecting or loosening any hydraulic tubeline, hose, fitting, component or a part failure can cause lift arms to drop. Do not go under lift arms when raised unless supported by an approved lift arm support device. Replace it if damaged.

### WRONG



B-15599




Never work on loader with lift arms up unless lift arms are held by an approved lift arm support device. Replace if damaged.



Never modify equipment or add attachments not approved by Bobcat Company.

### WRONG



B-15600



Stop, cool and clean engine of flammable materials before checking fluids.



Never service or adjust loader with the engine running unless instructed to do so in the manual.




Avoid contact with leaking hydraulic fluid or diesel fuel under pressure. It can penetrate the skin or eyes.



Never fill fuel tank with engine running, while smoking or when near open flame.

### WRONG



B-15601



Keep body, jewelry and clothing away from moving parts, electrical contact, hot parts and exhaust.



Wear eye protection to guard from battery acid, compressed springs, fluids under pressure and flying debris when engines are running or tools are used. Use eye protection approved for type of welding.



Keep rear door closed except for service. Close and latch door before operating the loader.

### WRONG



B-6589



Lead-acid batteries produce flammable and explosive gases.



Keep arcs, sparks, flames and lighted tobacco away from batteries.



Batteries contain acid which burns eyes or skin on contact. Wear protective clothing. If acid contacts body, flush well with water. For eye contact flush well and get immediate medical attention.

Maintenance procedures which are given in the Operation & Maintenance Manual can be performed by the owner/operator without any specific technical training. Maintenance procedures which are **not** in the Operation & Maintenance Manual must be performed **ONLY BY QUALIFIED BOBCAT SERVICE PERSONNEL**. Always use genuine Bobcat replacement parts. The Service Safety Training Course is available from your Bobcat dealer.

MSW08-0805

Dealer Copy -- Not for Resale



**Bobcat®**

## ALPHABETICAL INDEX

|  |              |   |              |
|--|--------------|---|--------------|
| AIR CLEANER .....                          | 70-01        | HYDROSTATIC MOTOR .....                 | 30-01        |
| AIR CLEANER SERVICE .....                  | 10-01        | HYDROSTATIC PUMP .....                  | 30-01        |
| ALTERNATOR .....                           | 60-01        | HYDROSTATIC SYSTEM INFORMATION.....     | 30-01        |
| BACK-UP ALARM SYSTEM .....                 | 60-01        | INSTRUMENT PANELS .....                 | 60-01        |
| BATTERY .....                              | 60-01        | LIFT ARMS .....                         | 50-01        |
| BOBCAT CONTROLLER (MAIN).....              | 60-01        | LIFT ARM BYPASS CONTROL VALVE .....     | 20-01        |
| BOBCAT INTERLOCK CONTROL                   |              | LIFT ARM SUPPORT DEVICE.....            | 10-01        |
| SYSTEM (BICS) .....                        | 60-01        | LIFTING AND BLOCKING THE LOADER.....    | 10-01        |
| BOB-TACH (HAND LEVER) .....                | 10-01, 50-01 | LIGHTS.....                             | 60-01        |
| BRAKE .....                                | 40-01        | S100 LOADER SPECIFICATIONS.....         | SPEC-01      |
| BUCKET POSITION VALVE .....                | 20-01        | LOADER STORAGE AND RETURN TO SERVICE    | 10-01        |
| CAMSHAFT AND TIMING GEARS.....             | 70-01        | LUBRICATING THE LOADER.....             | 10-01        |
| CHAINCASE .....                            | 40-01        | LUBRICATION SYSTEM .....                | 70-01        |
| CHARGE PRESSURE .....                      | 30-01        | MAIN RELIEF VALVE .....                 | 20-01        |
| CONTROL HANDLE / LEVER .....               | 50-01        | MAINTENANCE CLOCK .....                 | 60-01        |
| CONTROL PANEL .....                        | 50-01        | MUFFLER.....                            | 70-01        |
| CONTROL PEDALS AND LINKAGE .....           | 50-01        | OIL COOLER.....                         | 20-01        |
| CONVERSIONS .....                          | SPEC-01      | OPERATOR CAB .....                      | 10-01, 50-01 |
| CRANKSHAFT AND PISTONS .....               | 70-01        | OPERATOR SEAT .....                     | 50-01        |
| CYLINDER (LIFT) .....                      | 20-01        | OPERATOR SEAT (SUSPENSION).....         | 50-01        |
| CYLINDER (TILT) .....                      | 20-01        | PIVOT PINS .....                        | 10-01        |
| CYLINDER HEAD .....                        | 70-01        | REAR DOOR .....                         | 50-01        |
| DIAGNOSTICS SERVICE CODES.....             | 60-01        | REAR GRILL .....                        | 50-01        |
| DRIVE BELT .....                           | 30-01        | REGULAR MAINTENANCE .....               | 80-01        |
| DRIVE COMPONENTS .....                     | 40-01        | REMOTE START TOOL .....                 | 10-01        |
| ELECTRICAL SYSTEM INFORMATION .....        | 60-01        | SEAT BAR .....                          | 50-01        |
| ENGINE COOLING SYSTEM.....                 | 10-01, 70-01 | SEAT BAR SENSOR.....                    | 60-01        |
| ENGINE LUBRICATION SYSTEM .....            | 10-01        | SERVICE PC (LAPTOP COMPUTER).....       | 60-01        |
| ENGINE INFORMATION .....                   | 70-01        | SERVICE SCHEDULE.....                   | 10-01        |
| ENGINE SPEED CONTROL .....                 | 70-01        | SPARK ARRESTOR MUFFLER.....             | 10-01        |
| FINAL DRIVE TRANSMISSION (CHAINCASE) ..... | 10-01        | STARTER .....                           | 60-01        |
| FLYWHEEL RPM SENSOR.....                   | 60-01        | STOPPING THE ENGINE AND                 |              |
| FLYWHEEL .....                             | 70-01        | LEAVING THE LOADER .....                | 10-01        |
| FRONT AUXILIARY HYDRAULIC COUPLERS .....   | 20-01        | TIRE MAINTENANCE .....                  | 10-01        |
| FUEL TANK.....                             | 50-01        | TORQUE SPECIFICATIONS FOR BOLTS .....   | SPEC-01      |
| HEATER COIL .....                          | 80-01        | TOWING THE LOADER.....                  | 10-01        |
| HEATER FAN.....                            | 80-01        | TRACTION LOCK .....                     | 60-01        |
| HEATER SYSTEM .....                        | 80-01        | TRANSPORTING THE LOADER ON A TRAILER .. | 10-01        |
| HEATER UNIT.....                           | 80-01        | TROUBLESHOOTING .....                   | 80-01        |
| HEATER VALVE.....                          | 80-01        | WINDOW (FRONT DOOR) .....               | 50-01        |
| HYDRAULIC CONNECTION SPECS.....            | SPEC-01      | WINDOW (REAR) .....                     | 50-01        |
| HYDRAULIC CONTROL VALVE.....               | 20-01        | WINDOW (SIDE) .....                     | 50-01        |
| HYDRAULIC FLUID RESERVOIR.....             | 20-01        | WINDOW (TOP) .....                      | 50-01        |
| HYDRAULIC / HYDROSTATIC FILTERS.....       | 20-01        |   |              |
| HYDRAULIC / HYDROSTATIC                    |              |   |              |
| FLUID SPECIFICATIONS.....                  | SPEC-01      |   |              |
| HYDRAULIC / HYDROSTATIC SYSTEM .....       | 10-01        |   |              |
| HYDRAULIC PUMP.....                        | 20-01        |   |              |
| HYDRAULIC SYSTEM INFORMATION.....          | 20-01        |   |              |



Thank you very much  
for your reading.  
Please click here  
to get more information.