

S130



Bobcat®

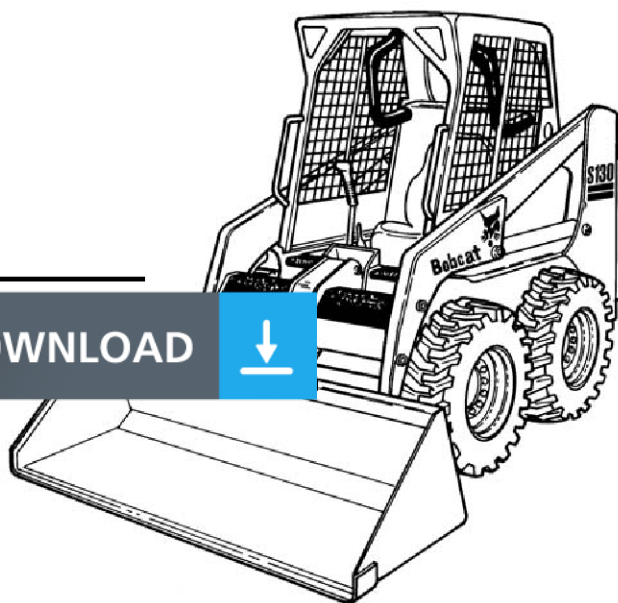
Service Manual

S/N 527311001 & Above

S/N 527411001 & Above



DOWNLOAD



Dealer Copy -- Not for Resale

EQUIPPED WITH
BOBCAT INTERLOCK
CONTROL SYSTEM (BICS™)



Printed in U.S.A.

© Bobcat Company 2006

MAINTENANCE SAFETY



WARNING

Instructions are necessary before operating or servicing machine. Read and understand the Operation & Maintenance Manual, Operator's Handbook and signs (decals) on machine. Follow warnings and instructions in the manuals when making repairs, adjustments or servicing. Check for correct function after adjustments, repairs or service. Untrained operators and failure to follow instructions can cause injury or death.

W-2003-0903



Safety Alert Symbol: This symbol with a warning statement, means: "Warning, be alert! Your safety is involved!" Carefully read the message that follows.


CORRECT



B-10731a

- Never service the Bobcat Skid-Steer Loader without instructions.


CORRECT



B-15590

- Use the correct procedure to lift or lower operator cab.


CORRECT



B-15591

- Cleaning and maintenance are required daily.

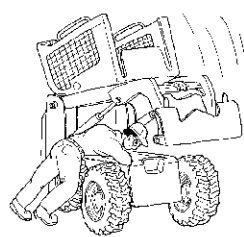
WRONG



B-15592

- Have good ventilation when welding or grinding painted parts.
- Wear dust mask when grinding painted parts. Toxic dust and gas can be produced.
- Avoid exhaust fume leaks which can kill without warning. Exhaust system must be tightly sealed.

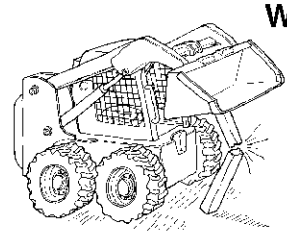
WRONG



B-15593

- Disconnecting or loosening any hydraulic tubeline, hose, fitting, component or a part failure can cause lift arms to drop. Do not go under lift arms when raised unless supported by an approved lift arm support device. Replace it if damaged.


WRONG



B-15599

- Never work on loader with lift arms up unless lift arms are held by an approved lift arm support device. Replace if damaged.
- Never modify equipment or add attachments not approved by Bobcat Company.


WRONG



B-15600

- Stop, cool and clean engine of flammable materials before checking fluids.
- Never service or adjust loader with the engine running unless instructed to do so in the manual.
- Avoid contact with leaking hydraulic fluid or diesel fuel under pressure. It can penetrate the skin or eyes.
- Never fill fuel tank with engine running, while smoking or when near open flame.

WRONG



B-15601

- Keep body, jewelry and clothing away from moving parts, electrical contact, hot parts and exhaust.
- Wear eye protection to guard from battery acid, compressed springs, fluids under pressure and flying debris when engines are running or tools are used. Use eye protection approved for type of welding.
- Keep rear door closed except for service. Close and latch door before operating the loader.

WRONG



B-6589

- Lead-acid batteries produce flammable and explosive gases.
- Keep arcs, sparks, flames and lighted tobacco away from batteries.
- Batteries contain acid which burns eyes or skin on contact. Wear protective clothing. If acid contacts body, flush well with water. For eye contact flush well and get immediate medical attention.

Maintenance procedures which are given in the Operation & Maintenance Manual can be performed by the owner/operator without any specific technical training. Maintenance procedures which are **not** in the Operation & Maintenance Manual must be performed **ONLY BY QUALIFIED BOBCAT SERVICE PERSONNEL**. Always use genuine Bobcat replacement parts. The Service Safety Training Course is available from your Bobcat dealer.

Dealer Copy -- Not for Resale

MSW08-0805



Bobcat®

ALPHABETICAL INDEX

ADVANCED CONTROL SYSTEM (ACS)		FAN GEARBOX.....	10-01
ADVANCE HAND CONTROL	60-01	FINAL DRIVE TRANSMISSION (CHAINCASE).....	10-01
ADVANCED CONTROL SYSTEM (ACS)		FLYWHEEL AND HOUSING	70-01
SELECTRABLE HAND/FOOT CONTROL.....	60-01	FRONT AUXILIARY HYDRAULIC	
ADVANCED HAND CONTROL (AHC) SYSTEM....	60-01	COUPLER BLOCK	20-01
ADVANCED HAND CONTROL (AHC)		FRONT AUXILIARY PRESSURE	
SYSTEM (W/PUSH BUTTON FLOAT)	60-01	RELIEF BLOCK.....	20-01
AIR CLEANER SERVICE	10-01, 70-01	FUEL SYSTEM.....	10-01
		FUEL TANK	50-01
BASIC TROUBLESHOOTING	80-01		
BATTERY	60-01	HEATER UNIT	80-01
BICS™ SYSTEM	60-01	HEATER COIL.....	80-01
BOBCAT CONTROLLER	60-01	HEATER FAN	80-01
BOBCAT INTERLOCK		HEATER VALVE	80-01
CONTROL SYSTEM (BICS™)	60-01	HYDRAULIC CONNECTION SPECS	SPEC-01
BOB-TACH.....	10-01, 50-01	HYDRAULIC CONTROL VALVE (ADVANCED	
BRAKE	40-01	CONTROL SYSTEM) (ACS)	20-01
BUCKET POSITION VALVE.....	20-01	HYDRAULIC CONTROL VALVE	
		(FOOT CONTROL).....	20-01
CHAINCASE	40-01	HYDRAULIC FLUID RESERVOIR	20-01
CHARGE PRESSURE	30-01	HYDRAULIC/HYDROSTATIC FILTER	20-01
COMPONENTS	80-01	HYDRAULIC FLUID SPECIFICATIONS.....	SPEC-01
CONTROL HANDLE	50-01	HYDRAULIC/HYDROSTATIC SYSTEM.....	10-01
CONTROL HANDLE		HYDRAULIC SYSTEM INFORMATION	20-01
(ADVANCE HAND CONTROL) (AHC).....	50-01	HYDRAULIC PUMP	20-01
CONTROL HANDLE (ADVANCED CONTROL SYSTEM)		HYDROSTATIC MOTOR	30-01
(ACS) ADVANCED HAND CONTROL.....	50-01	HYDROSTATIC PUMP	30-01
CONTROL PANEL	50-01	HYDROSTATIC SYSTEM INFORMATION.....	30-01
CONTROL PEDALS	50-01		
CONTROL PEDALS (ACS)	50-01	INSTRUMENT PANEL	60-01
CONVERSIONS	SPEC-01		
COOLING FAN	70-01	LIFT ARM	50-01
CYLINDER (LIFT).....	20-01	LIFT ARM BY-PASS CONTROL VALVE.....	20-01
CYLINDER (POWER BOB-TACH).....	20-01	LIFT ARM SUPPORT DEVICE.....	10-01
CYLINDER (TILT)	20-01	LIFTING AND BLOCKING THE LOADER.....	10-01
		LIGHTS.....	60-01
DIAGNOSTICS	60-01	LOADER SPECIFICATIONS	SPEC-01
DRIVE BELT	30-01	LUBRICATION OF THE BOBCAT LOADER	10-01
DRIVE COMPONENTS	40-01		
		MAIN RELIEF VALVE	20-01
ELECTRICAL/HYD. CONTROLS REFERENCE	60-01	MUFFLER.....	70-01
ELECTRICAL SYSTEM INFORMATION	60-01		
ENGINE	70-01	OIL COOLER.....	30-01
ENGINE COMPONENTS AND TESTING	70-01	OPERATOR CAB	10-01, 50-01
ENGINE COOLING SYSTEM.....	10-01	OPERATOR SEAT	50-01
ENGINE LUBRICATION SYSTEM	10-01	OPERATOR SEAT (SUSPENSION).....	50-01
ENGINE SPECIFICATIONS.....	SPEC-01		
ENGINE SPEED CONTROL	70-01	POWER BOB-TACH.....	50-01
		POWER BOB-TACH BLOCK.....	50-01

Dealer Copy -- Not for Resale

Continued On Next Page



Thank you very much
for your reading.
Please click here
to get more information.