



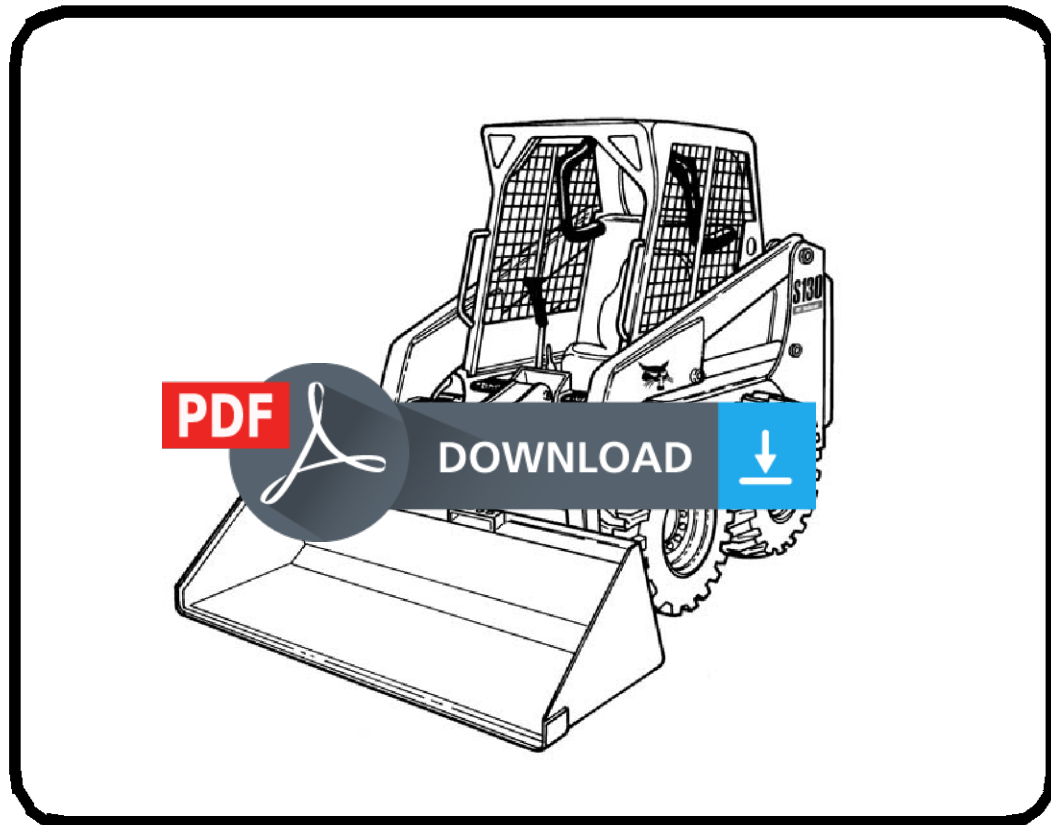
# Bobcat®

---

## Service Manual S130 Skid-Steer Loader

---

S/N A3KY11001 - A3KY19999



Dealer Copy -- Not for Resale

EQUIPPED WITH  
BOBCAT INTERLOCK  
CONTROL SYSTEM (BICS™)





# MAINTENANCE SAFETY




## WARNING

Instructions are necessary before operating or servicing machine. Read and understand the Operation & Maintenance Manual, Operator's Handbook and signs (decals) on machine. Follow warnings and instructions in the manuals when making repairs, adjustments or servicing. Check for correct function after adjustments, repairs or service. Untrained operators and failure to follow instructions can cause injury or death.

W-2003-0807




**Safety Alert Symbol:** This symbol with a warning statement, means: "Warning, be alert! Your safety is involved!" Carefully read the message that follows.




P-90216

Never service the Bobcat Skid-Steer Loader without instructions.



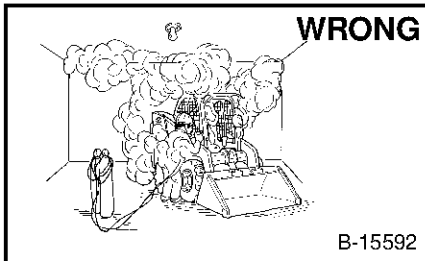
B-15590

Use the correct procedure to lift or lower operator cab.



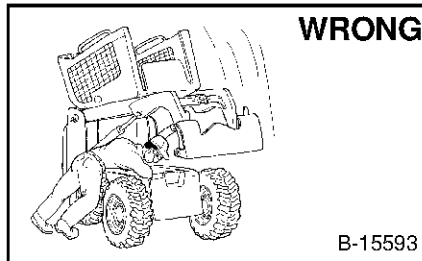
B-15591

Cleaning and maintenance are required daily.



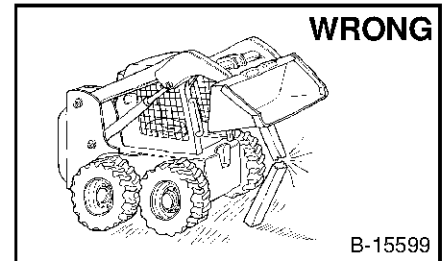
B-15592

- Have good ventilation when welding or grinding painted parts.
- Wear dust mask when grinding painted parts. Toxic dust and gas can be produced.
- Avoid exhaust fume leaks which can kill without warning. Exhaust system must be tightly sealed.




B-15593

Disconnecting or loosening any hydraulic tubeline, hose, fitting, component or a part failure can cause lift arms to drop. Do not go under lift arms when raised unless supported by an approved lift arm support device. Replace it if damaged.




B-15599

- Never work on loader with lift arms up unless lift arms are held by an approved lift arm support device. Replace if damaged.
- Never modify equipment or add attachments not approved by Bobcat Company.



B-15600

- Stop, cool and clean engine of flammable materials before checking fluids.
- Never service or adjust loader with the engine running unless instructed to do so in the manual.
- Avoid contact with leaking hydraulic fluid or diesel fuel under pressure. It can penetrate the skin or eyes.
- Never fill fuel tank with engine running, while smoking or when near open flame.



B-15601

- Keep body, jewelry and clothing away from moving parts, electrical contact, hot parts and exhaust.
- Wear eye protection to guard from battery acid, compressed springs, fluids under pressure and flying debris when engines are running or tools are used. Use eye protection approved for type of welding.
- Keep rear door closed except for service. Close and latch door before operating the loader.



B-6589

- Lead-acid batteries produce flammable and explosive gases.
- Keep arcs, sparks, flames and lighted tobacco away from batteries.
- Batteries contain acid which burns eyes or skin on contact. Wear protective clothing. If acid contacts body, flush well with water. For eye contact flush well and get immediate medical attention.

Maintenance procedures which are given in the Operation & Maintenance Manual can be performed by the owner/operator without any specific technical training. Maintenance procedures which are **not** in the Operation & Maintenance Manual must be performed **ONLY BY QUALIFIED BOBCAT SERVICE PERSONNEL**. Always use genuine Bobcat replacement parts. The Service Safety Training Course is available from your Bobcat dealer.

MSW08-0409

Dealer Copy -- Not for Resale



**Bobcat®**

## ALPHABETICAL INDEX

AIR CLEANER .....	70-01	FINAL DRIVE TRANSMISSTION (CHAINCASE)....	10-01
AIR CLEANER SERVICE .....	10-01	FLYWHEEL AND HOUSING .....	70-01
ALTERNATOR .....	60-01	FLYWHEEL RPM SENSOR .....	60-01
		FRONT AUXILIARY HYDRAULIC	
BACK-UP ALARM SYSTEM .....	60-01	COUPLER BLOCK .....	20-01
BATTERY .....	60-01	FUEL SYSTEM.....	10-01, 70-01
BOBCAT CONTROLLER (ACS) .....	60-01	FUEL TANK .....	50-01
BOBCAT CONTROLLER (MAIN).....	60-01		
BOBCAT CONTROLLER (SJC) (DRIVE) .....	60-01	HEATER COIL.....	80-01
BOBCAT INTERLOCK CONTROL		HEATER FAN .....	80-01
SYSTEM (BICS) .....	60-01	HEATER SYSTEM.....	80-01
BOB-TACH (HAND LEVER) .....	10-01, 50-01	HEATER UNIT.....	80-01
BOB-TACH (POWER).....	10-01	HEATER VALVE .....	80-01
BOB-TACH (POWER-OPTION).....	50-01	HYDRAULIC CONNECTION SPECS .....	SPEC-01
BOB-TACH (POWER) BLOCK.....	20-01	HYDRAULIC CONTROL VALVE (ACS) OR (SJC) ..	20-01
BRAKE .....	40-01	HYDRAULIC CONTROL VALVE (STANDARD) .....	20-01
BUCKET POSITION VALVE .....	20-01	HYDRAULIC FLUID RESERVOIR .....	20-01
		HYDRAULIC/HYDROSTATIC FILTERS .....	20-01
CALIBRATION .....	60-01	HYDRAULIC/HYDROSTATIC	
CAMSHAFT AND TIMING GEARS.....	70-01	FLUID SPECIFICATIONS.....	SPEC-01
CASE DRAIN FILTER .....	30-01	HYDRAULIC/HYDROSTATIC SYSTEM.....	10-01
CHAINCASE .....	40-01	HYDRAULIC PUMP (SJC) .....	20-01
CHARGE PRESSURE .....	30-01	HYDRAULIC PUMP (STANDARD).....	20-01
CONTROL HANDLE/LEVER .....	50-01	HYDRAULIC SYSTEM INFORMATION .....	20-01
CONTROL HANDLE/LEVER (ACS) .....	50-01	HYDROSTATIC MOTOR .....	30-01
CONTROL HANDLE/LEVER (SJC).....	50-01	HYDROSTATIC MOTOR CARRIER.....	30-01
CONTROL PANEL .....	50-01	HYDROSTATIC MOTOR CARRIER (SJC).....	30-01
CONTROL PANEL (SJC).....	50-01	HYDROSTATIC PUMP .....	30-01
CONTROL PANEL SETUP .....	60-01	HYDROSTATIC PUMP (SJC).....	30-01
CONTROL PEDALS AND LINKAGE .....	50-01	HYDROSTATIC SYSTEM INFORMATION.....	30-01
CONTROL PEDALS (ACS) .....	50-01		
CONTROL SYSTEM (ACS).....	60-01	INSTRUMENT PANELS .....	60-01
CONVERSIONS .....	SPEC-01		
CRANKSHAFT AND PISTONS .....	70-01	LIFT ARMS.....	50-01
CYLINDER (BOB-TACH) .....	20-01	LIFT ARM BYPASS CONTROL VALVE .....	20-01
CYLINDER (LIFT) .....	20-01	LIFT ARM SUPPORT DEVICE.....	10-01
CYLINDER (TILT) .....	20-01	LIFTING AND BLOCKING THE LOADER.....	10-01
CYLINDER HEAD.....	70-01	LIGHTS.....	60-01
		S130 LOADER SPECIFICATIONS.....	SPEC-01
DIAGNOSTICS SERVICE CODES.....	60-01	LOADER STORAGE AND RETURN TO SERVICE	10-01
DRIVE BELT .....	30-01	LUBRICATING THE LOADER.....	10-01
DRIVE COMPONENTS.....	40-01	LUBRICATION SYSTEM.....	70-01
ELECTRICAL/HYD. CONTROLS .....	60-01	MAIN RELIEF VALVE .....	20-01
ELECTRICAL/HYDRAULIC CONTROLS		MAINTENANCE CLOCK .....	60-01
REFERENCE (SJC).....	60-01	MUFFLER.....	70-01
ELECTRICAL SYSTEM INFORMATION .....	60-01		
ENGINE COOLING SYSTEM.....	10-01, 70-01	OIL COOLER.....	20-01
ENGINE LUBRICATION SYSTEM .....	10-01	OPERATOR CAB .....	10-01, 50-01
ENGINE INFORMATION .....	70-01	OPERATOR SEAT .....	50-01
ENGINE SPEED CONTROL .....	70-01	OPERATOR SEAT (SUSPENSION).....	50-01
ENGINE SPEED CONTROL (SJC) .....	70-01		
		PASSWORD SETUP (IF EQUIPPED WITH	
		KEYLESS START).....	60-01
		PIVOT PINS .....	10-01

Dealer Copy -- Not for Resale



Thank you very much  
for your reading.  
Please click here  
to get more information.