




Bobcat®

Service Manual S150 Skid-Steer Loader

S/N A3L120001 & Above



Dealer Copy -- Not for Resale

EQUIPPED WITH
BOBCAT INTERLOCK
CONTROL SYSTEM (BICS™)



MAINTENANCE SAFETY




WARNING

Instructions are necessary before operating or servicing machine. Read and understand the Operation & Maintenance Manual, Operator's Handbook and signs (decals) on machine. Follow warnings and instructions in the manuals when making repairs, adjustments or servicing. Check for correct function after adjustments, repairs or service. Untrained operators and failure to follow instructions can cause injury or death.

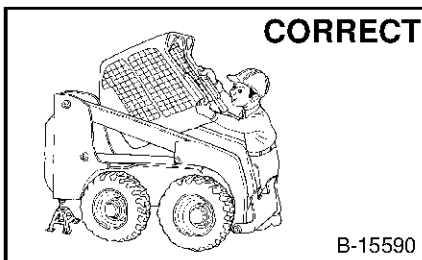
W-2003-0807




Safety Alert Symbol: This symbol with a warning statement, means: "Warning, be alert! Your safety is involved!" Carefully read the message that follows.



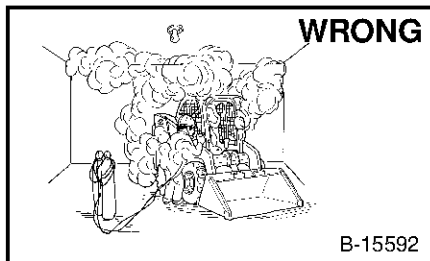
Never service the Bobcat Skid-Steer Loader without instructions.



Use the correct procedure to lift or lower operator cab.



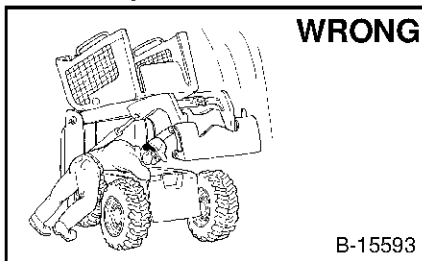
Cleaning and maintenance are required daily.



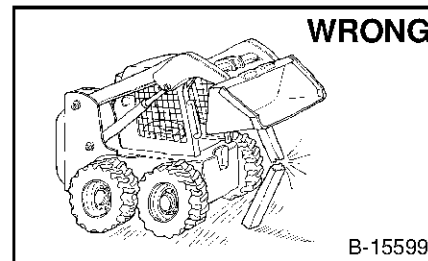
Have good ventilation when welding or grinding painted parts.

Wear dust mask when grinding painted parts. Toxic dust and gas can be produced.

Avoid exhaust fume leaks which can kill without warning. Exhaust system must be tightly sealed.




Disconnecting or loosening any hydraulic tubeline, hose, fitting, component or a part failure can cause lift arms to drop. Do not go under lift arms when raised unless supported by an approved lift arm support device. Replace it if damaged.



Never work on loader with lift arms up unless lift arms are held by an approved lift arm support device. Replace if damaged.

Never modify equipment or add attachments not approved by Bobcat Company.




Stop, cool and clean engine of flammable materials before checking fluids.

Never service or adjust loader with the engine running unless instructed to do so in the manual.

Avoid contact with leaking hydraulic fluid or diesel fuel under pressure. It can penetrate the skin or eyes.


Never fill fuel tank with engine running, while smoking or when near open flame.



Keep body, jewelry and clothing away from moving parts, electrical contact, hot parts and exhaust.

Wear eye protection to guard from battery acid, compressed springs, fluids under pressure and flying debris when engines are running or tools are used. Use eye protection approved for type of welding.

Keep rear door closed except for service. Close and latch door before operating the loader.



Lead-acid batteries produce flammable and explosive gases.

Keep arcs, sparks, flames and lighted tobacco away from batteries.

Batteries contain acid which burns eyes or skin on contact. Wear protective clothing. If acid contacts body, flush well with water. For eye contact flush well and get immediate medical attention.

Maintenance procedures which are given in the Operation & Maintenance Manual can be performed by the owner/operator without any specific technical training. Maintenance procedures which are **not** in the Operation & Maintenance Manual must be performed **ONLY BY QUALIFIED BOBCAT SERVICE PERSONNEL**. Always use genuine Bobcat replacement parts. The Service Safety Training Course is available from your Bobcat dealer.

MSW08-0409

Dealer Copy -- Not for Resale



Bobcat®

ALPHABETICAL INDEX

ACCESS PANEL (INSIDE)	50-01	ELECTRICAL / HYDRAULIC CONTROLS.....	60-01
ACCESS PANEL (INSIDE) (SJC)	50-01	ELECTRICAL / HYDRAULIC CONTROLS (ACS) ...	60-01
AIR CLEANER	70-01	ELECTRICAL / HYDRAULIC CONTROLS (SJC)....	60-01
AIR CLEANER SERVICE	10-01	ELECTRICAL SYSTEM INFORMATION.....	60-01
ALTERNATOR	60-01	EMERGENCY EXIT	10-01
		ENGINE COOLING SYSTEM	10-01, 70-01
BACK-UP ALARM SYSTEM.....	60-01	ENGINE LUBRICATION SYSTEM	10-01
BATTERY.....	60-01	ENGINE INFORMATION.....	70-01
BLOWER FAN	80-01	ENGINE SPEED CONTROL	70-01
BOBCAT CONTROLLER (ACS).....	60-01	ENGINE SPEED CONTROL (SJC).....	70-01
BOBCAT CONTROLLER (MAIN).....	60-01		
BOBCAT CONTROLLER (SJC) (DRIVE)	60-01	FINAL DRIVE TRANSMISSION (CHAINCASE).....	10-01
BOBCAT INTERLOCK CONTROL		FLYWHEEL AND HOUSING	70-01
SYSTEM (BICS)	60-01	FLYWHEEL RPM SENSOR	60-01
BOB-TACH (HAND LEVER)	10-01, 50-01	FRONT AUXILIARY HYDRAULIC	
BOB-TACH (POWER).....	10-01, 50-01	COUPLER BLOCK	20-01
BOB-TACH (POWER) BLOCK.....	20-01	FUEL SYSTEM.....	10-01, 70-01
BRAKE (SINGLE SPEED).....	40-01	FUEL TANK	50-01
BRAKE (TWO-SPEED).....	40-01		
BUCKET POSITION VALVE	20-01	HEATER COIL.....	80-01
		HEATER SYSTEM.....	80-01
CAB DOOR.....	50-01	HEATER UNIT.....	80-01
CALIBRATION	60-01	HEATER VALVE	80-01
CAMSHAFT AND TIMING GEARS.....	70-01	HYDRAULIC CONNECTION	
CASE DRAIN FILTER.....	30-01	SPECIFICATIONS.....	SPEC-01
CHAINCASE	40-01	HYDRAULIC CONTROL VALVE (ACS) OR (SJC) ..	20-01
CHARGE PRESSURE	30-01	HYDRAULIC CONTROL VALVE (STANDARD)	20-01
CONTROL HANDLE / LEVER	50-01	HYDRAULIC/HYDROSTATIC FILTERS	20-01
CONTROL HANDLE / LEVER (ACS)	50-01	HYDRAULIC FLUID RESERVOIR	20-01
CONTROL HANDLE / LEVER (SJC).....	50-01	HYDRAULIC/HYDROSTATIC	
CONTROL PANEL.....	50-01	FLUID SPECIFICATIONS	SPEC-01
CONTROL PANEL (SJC).....	50-01	HYDRAULIC/HYDROSTATIC SYSTEM.....	10-01
CONTROL PANEL SETUP	60-01	HYDRAULIC PUMP (STANDARD).....	20-01
CONTROL PEDALS AND LINKAGES.....	50-01	HYDRAULIC PUMP (SJC)	20-01
CONTROL PEDALS (ACS)	50-01	HYDRAULIC SYSTEM INFORMATION	20-01
CONTROL SYSTEM (ACS).....	60-01	HYDROSTATIC DRIVE MOTOR.....	30-01
CONVERSIONS	SPEC-01	HYDROSTATIC DRIVE MOTOR (TWO SPEED)	30-01
CRANKSHAFT AND PISTONS	70-01	HYDROSTATIC MOTOR CARRIER	
CYLINDER (BOB-TACH)	20-01	(SINGLE ANDTWO-SPEED WITH MANUAL	
CYLINDER (LIFT)	20-01	CONTROLS)	30-01
CYLINDER (TILT)	20-01	HYDROSTATIC MOTOR CARRIER	
CYLINDER HEAD.....	70-01	(SINGLE ANDTWO-SPEED WITH SJC	
		CONTROLS)	30-01
DIAGNOSTICS SERVICE CODES.....	60-01	HYDROSTATIC PUMP	30-01
DRIVE BELT	30-01	HYDROSTATIC PUMP (SJC).....	30-01
DRIVE COMPONENTS	40-01	HYDROSTATIC SYSTEM INFORMATION.....	30-01
		INSTRUMENT PANELS	60-01

Dealer Copy -- Not for Resale



Thank you very much
for your reading.
Please click here
to get more information.