




# Bobcat®

---

## Service Manual S160 Skid-Steer Loader


---

S/N 529960001 & Above  
S/N 530060001 & Above  
S/N AC3260001 & Above  
S/N AHWA11001 & Above



Dealer Copy -- Not for Resale

EQUIPPED WITH  
BOBCAT INTERLOCK  
CONTROL SYSTEM (BICS™)





# MAINTENANCE SAFETY




## WARNING

Instructions are necessary before operating or servicing machine. Read and understand the Operation & Maintenance Manual, Operator's Handbook and signs (decals) on machine. Follow warnings and instructions in the manuals when making repairs, adjustments or servicing. Check for correct function after adjustments, repairs or service. Untrained operators and failure to follow instructions can cause injury or death.

W-2003-0807




**Safety Alert Symbol:** This symbol with a warning statement, means: "Warning, be alert! Your safety is involved!" Carefully read the message that follows.




P-90216

Never service the Bobcat Skid-Steer Loader without instructions.



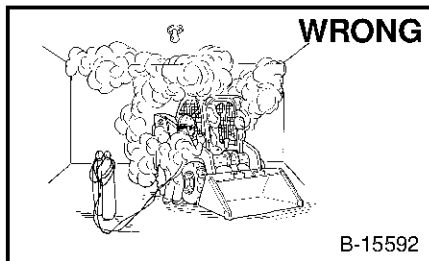
B-15590

Use the correct procedure to lift or lower operator cab.



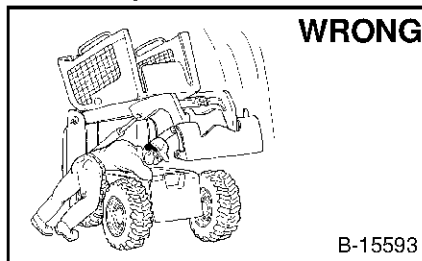
B-15591

Cleaning and maintenance are required daily.



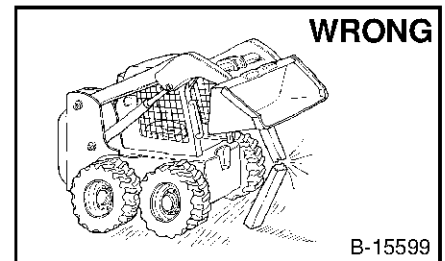
B-15592

- Have good ventilation when welding or grinding painted parts.
- Wear dust mask when grinding painted parts. Toxic dust and gas can be produced.
- Avoid exhaust fume leaks which can kill without warning. Exhaust system must be tightly sealed.




B-15593

Disconnecting or loosening any hydraulic tubeline, hose, fitting, component or a part failure can cause lift arms to drop. Do not go under lift arms when raised unless supported by an approved lift arm support device. Replace it if damaged.




B-15599

- Never work on loader with lift arms up unless lift arms are held by an approved lift arm support device. Replace if damaged.
- Never modify equipment or add attachments not approved by Bobcat Company.




B-15600

- Stop, cool and clean engine of flammable materials before checking fluids.
- Never service or adjust loader with the engine running unless instructed to do so in the manual.
- Avoid contact with leaking hydraulic fluid or diesel fuel under pressure. It can penetrate the skin or eyes.
- Never fill fuel tank with engine running, while smoking or when near open flame.



B-15601

- Keep body, jewelry and clothing away from moving parts, electrical contact, hot parts and exhaust.
- Wear eye protection to guard from battery acid, compressed springs, fluids under pressure and flying debris when engines are running or tools are used. Use eye protection approved for type of welding.
- Keep rear door closed except for service. Close and latch door before operating the loader.



B-6589

- Lead-acid batteries produce flammable and explosive gases.
- Keep arcs, sparks, flames and lighted tobacco away from batteries.
- Batteries contain acid which burns eyes or skin on contact. Wear protective clothing. If acid contacts body, flush well with water. For eye contact flush well and get immediate medical attention.

Maintenance procedures which are given in the Operation & Maintenance Manual can be performed by the owner/operator without any specific technical training. Maintenance procedures which are **not** in the Operation & Maintenance Manual must be performed **ONLY BY QUALIFIED BOBCAT SERVICE PERSONNEL**. Always use genuine Bobcat replacement parts. The Service Safety Training Course is available from your Bobcat dealer.

MSW08-0409

Dealer Copy -- Not for Resale



**Bobcat®**

## ALPHABETICAL INDEX

ACCESS PANEL (INSIDE) .....	50-01	ENGINE LUBRICATION SYSTEM .....	10-01
ACCESS PANEL (INSIDE) (SJC) .....	50-01	ENGINE COOLING SYSTEM .....	70-01
AIR CLEANER .....	70-01	ENGINE INFORMATION .....	70-01
AIR CLEANER SERVICE .....	10-01	ENGINE SPEED CONTROL .....	70-01
AIR CONDITIONING SYSTEM FLOW .....	80-01	ENGINE SPEED CONTROL (SJC) .....	70-01
ALTERNATOR .....	60-01	EVAPORATOR .....	80-01
		EVAPORATOR/HEATER UNIT .....	80-01
		EXPANSION VALVE .....	80-01
BACK-UP ALARM SYSTEM .....	60-01		
BATTERY .....	60-01	FINAL DRIVE TRANSMISSION (CHAINCASE) .....	10-01
BLOWER FAN .....	80-01	FLYWHEEL AND HOUSING .....	70-01
BOBCAT CONTROLLER (ACS) .....	60-01	FLYWHEEL RPM SENSOR .....	60-01
BOBCAT CONTROLLER (GATEWAY AND AUXILIARY) .....	60-01	FRONT AUXILIARY HYDRAULIC COUPLER BLOCK .....	20-01
BOBCAT CONTROLLER (SJC) (DRIVE) .....	60-01	FUEL SYSTEM .....	10-01, 70-01
BOBCAT INTERLOCK CONTROL SYSTEM (BICS) .....	60-01	FUEL TANK .....	50-01
BOB-TACH (HAND LEVER) .....	10-01, 50-01		
BOB-TACH (POWER) .....	10-01, 50-01	HEATER COIL .....	80-01
BOB-TACH (POWER) BLOCK .....	20-01	HEATER VALVE .....	80-01
BRAKE (SINGLE SPEED) .....	40-01	HIGH FLOW VALVE .....	20-01
BRAKE (TWO-SPEED) .....	40-01	HYDRAULIC CONNECTION SPECS .....	SPEC-01
BUCKET POSITION VALVE .....	20-01	HYDRAULIC CONTROL VALVE (ACS) OR (SJC) ..	20-01
		HYDRAULIC CONTROL VALVE (STANDARD) .....	20-01
		HYDRAULIC/HYDROSTATIC FILTERS .....	20-01
		HYDRAULIC FLUID RESERVOIR .....	20-01
		HYDRAULIC/HYDROSTATIC FLUID SPECIFICATIONS .....	SPEC-01
CAB DOOR .....	50-01	HYDRAULIC/HYDROSTATIC SYSTEM .....	10-01
CALIBRATION .....	60-01	HYDRAULIC PUMP (STANDARD) .....	20-01
CAMSHAFT AND TIMING GEARS .....	70-01	HYDRAULIC PUMP (STANDARD) (HIGH FLOW) ..	20-01
CASE DRAIN FILTER .....	30-01	HYDRAULIC PUMP (SJC) .....	20-01
CHAINCASE .....	40-01	HYDRAULIC PUMP (SJC) (HIGH FLOW) .....	20-01
CHARGE PRESSURE .....	30-01	HYDRAULIC SYSTEM INFORMATION .....	20-01
COMPRESSOR .....	80-01	HYDROSTATIC MOTOR .....	30-01
CONDENSER .....	80-01	HYDROSTATIC MOTOR (TWO SPEED) .....	30-01
CONTROL HANDLE/LEVER .....	50-01	HYDROSTATIC MOTOR CARRIER (SINGLE AND TWO-SPEED WITH MANUAL CONTROLS) .....	30-01
CONTROL HANDLE/LEVER (ACS) .....	50-01	HYDROSTATIC MOTOR CARRIER (SINGLE AND TWO-SPEED WITH SJC CONTROLS) .....	30-01
CONTROL HANDLE/LEVER (SJC) .....	50-01	HYDROSTATIC PUMP .....	30-01
CONTROL PANEL .....	50-01	HYDROSTATIC PUMP (SJC) .....	30-01
CONTROL PANEL (SJC) .....	50-01	HYDROSTATIC SYSTEM INFORMATION .....	30-01
CONTROL PANEL SETUP .....	60-01		
CONTROL PEDALS AND LINKAGE .....	50-01	INSTRUMENT PANELS .....	60-01
CONTROL PEDALS (ACS) .....	50-01		
CONTROL SYSTEM (ACS) .....	60-01		
CONVERSIONS .....	SPEC-01		
CRANKSHAFT AND PISTONS .....	70-01		
CYLINDER (BOB-TACH) .....	20-01		
CYLINDER (LIFT) .....	20-01		
CYLINDER (TILT) .....	20-01		
CYLINDER HEAD .....	70-01		
DIAGNOSTICS SERVICE CODES .....	60-01		
DRIVE BELT .....	30-01		
DRIVE COMPONENTS .....	40-01		
ELECTRICAL/HYD. CONTROLS .....	60-01		
ELECTRICAL/HYD. CONTROLS (SJC) .....	60-01		
ELECTRICAL SYSTEM INFORMATION .....	60-01		
EMERGENCY EXIT .....	10-01		
ENGINE COOLING SYSTEM .....	10-01		

Dealer Copy -- Not for Resale



Thank you very much  
for your reading.  
Please click here  
to get more information.