




Bobcat®

Service Manual S70 Skid-Steer Loader

S/N A3W611001 & Above
S/N A3W711001 & Above



Dealer Copy -- Not for Resale

EQUIPPED WITH
BOBCAT INTERLOCK
CONTROL SYSTEM (BICS™)



MAINTENANCE SAFETY



WARNING

Instructions are necessary before operating or servicing machine. Read and understand the Operation & Maintenance Manual, Operator's Handbook and signs (decals) on machine. Follow warnings and instructions in the manuals when making repairs, adjustments or servicing. Check for correct function after adjustments, repairs or service. Untrained operators and failure to follow instructions can cause injury or death.

W-2003-0903



Safety Alert Symbol: This symbol with a warning statement, means: "Warning, be alert! Your safety is involved!" Carefully read the message that follows.


CORRECT



B-10731a

Never service the Bobcat Skid-Steer Loader without instructions.


CORRECT



B-12365

Use the correct procedure to lift or lower operator cab.


CORRECT



B-7469

Cleaning and maintenance are required daily.


WRONG



B-11799

- Have good ventilation when welding or grinding painted parts.
- Wear dust mask when grinding painted parts. Toxic dust and gas can be produced.
- Avoid exhaust fume leaks which can kill without warning. Exhaust system must be tightly sealed.


WRONG



B-15231

Disconnecting or loosening any hydraulic tubeline, hose, fitting, component or a part failure can cause lift arms to drop. Do not go under lift arms when raised unless supported by an approved lift arm support device. Replace it if damaged.


WRONG



B-15280

- Never work on loader with lift arms up unless lift arms are held by an approved lift arm support device. Replace if damaged.
- Never modify equipment or add attachments not approved by Bobcat Company.


WRONG



B-6590

- Stop, cool and clean engine of flammable materials before checking fluids.
- Never service or adjust loader with the engine running unless instructed to do so in the manual.
- Avoid contact with leaking hydraulic fluid or diesel fuel under pressure. It can penetrate the skin or eyes.
- Never fill fuel tank with engine running, while smoking or when near open flame.

WRONG



B-6580

- Keep body, jewelry and clothing away from moving parts, electrical contact, hot parts and exhaust.
- Wear eye protection to guard from battery acid, compressed springs, fluids under pressure and flying debris when engines are running or tools are used. Use eye protection approved for type of welding.
- Keep rear door closed except for service. Close and latch door before operating the loader.

WRONG



B-6589

- Lead-acid batteries produce flammable and explosive gases.
- Keep arcs, sparks, flames and lighted tobacco away from batteries.
- Batteries contain acid which burns eyes or skin on contact. Wear protective clothing. If acid contacts body, flush well with water. For eye contact flush well and get immediate medical attention.

Maintenance procedures which are given in the Operation & Maintenance Manual can be performed by the owner/operator without any specific technical training. Maintenance procedures which are **not** in the Operation & Maintenance Manual must be performed **ONLY BY QUALIFIED BOBCAT SERVICE PERSONNEL**. Always use genuine Bobcat replacement parts. The Service Safety Training Course is available from your Bobcat dealer.

MSW01-0805

Dealer Copy -- Not for Resale



Bobcat®

ALPHABETICAL INDEX

AIR CLEANER	70-01	HYDROSTATIC MOTOR	30-01
AIR CLEANER SERVICE	10-01	HYDROSTATIC PUMP	30-01
ALTERNATOR	60-01	HYDROSTATIC SYSTEM INFORMATION	30-01
AUXILIARY CONTROL LOCKBOLT	10-01		
AUXILIARY HYDRAULIC INTERLOCK VALVE	20-01	INSTRUMENT PANEL	60-01
BACKUP ALARM SYSTEM	60-01	LIFT ARMS	50-01
BATTERY	60-01	LIFT ARM BY-PASS CONTROL VALVE	20-01
BICS™ CONTROLLER (GATEWAY)	60-01	LIFT ARM SUPPORT DEVICE	10-01
BICS™ SYSTEM	60-01	LIFTING AND BLOCKING THE LOADER	10-01
BOB-TACH	10-01, 50-01	LIGHTS	60-01
BRAKE	40-01	LOADER SPECIFICATIONS	SPEC-01
		LOADER STORAGE AND RETURN TO SERVICE	10-01
CAMSHAFT AND TIMING GEARS	70-01	LUBRICATING THE LOADER	10-01
CHAINCASE	40-01	LUBRICATION SYSTEM	70-01
CHARGE PRESSURE	30-01		
CONTROLS	20-01	MAIN RELIEF VALVE	20-01
CONTROL LEVER	50-01	MUFFLER	70-01
CONTROL PANEL	50-01		
CONVERSIONS	SPEC-01	OIL COOLER	20-01
CRANKSHAFT AND PISTONS	70-01	OPERATOR CAB	10-01, 50-01
CYLINDER HEAD	70-01	OPERATOR SEAT	50-01
CYLINDER (LIFT)	20-01		
CYLINDER (TILT)	20-01	PARKING BRAKE	40-01
		PIVOT PINS	10-01
DRIVE BELT	30-01		
DRIVE COMPONENTS	40-01	REAR DOOR	50-01
		REAR WINDOW	50-01
ELECTRICAL SYSTEM INFORMATION	60-01	RECONDITIONING THE ENGINE	70-01
ENGINE	70-01	REGULAR MAINTENANCE	80-01
ENGINE COMPONENTS AND TESTING	70-01	REMOTE START SWITCH	10-01
ENGINE COOLING SYSTEM	10-01, 70-01		
ENGINE INFORMATION	70-01	SEAT BAR RESTRAINT SYSTEM	10-01
ENGINE LUBRICATION SYSTEM	10-01	SEAT BAR	50-01
ENGINE SPEED CONTROL	70-01	SEAT BAR SENSOR	60-01
		SERVICE SCHEDULE	10-01
FINAL DRIVE TRANSMISSION (CHAINCASE)	10-01	SPARK ARRESTOR MUFFLER	10-01
FLYWHEEL AND HOUSING	70-01	STARTER	60-01
FUEL SYSTEM	10-01, 70-01	STEERING	30-01
FUEL TANK	50-01		
		TIRE MAINTENANCE	10-01
HEATER COIL	80-01	TORQUE SPECIFICATIONS FOR BOLTS	SPEC-01
HEATER FAN	80-01	TOWING THE LOADER	10-01
HEATER SWITCH	80-01	TRACTION LOCK	60-01
HEATER SYSTEM	80-01	TRANSPORTING THE LOADER ON A TRAILER	10-01
HEATER UNIT	80-01	TROUBLESHOOTING	80-01
HEATER VALVE	80-01		
HYDRAULIC CONNECTION SPECS	SPEC-01	WINDOWS (REAR)	50-01
HYDRAULIC CONTROL VALVE	20-01		
HYDRAULIC/HYDROSTAIC FILTER	20-01		
HYDRAULIC/HYDROSTAIC FLUID SPECIFICATIONS	SPEC-01		
HYDRAULIC PUMP	20-01		
HYDRAULIC FLUID RESERVOIR	20-01		
HYDRAULIC SYSTEM INFORMATION	20-01		
HYDRAULIC/HYDROSTATIC SYSTEM	10-01		

Dealer Copy -- Not for Resale



Thank you very much
for your reading.
Please click here
to get more information.