



BACKHOE

SERVICE MANUAL

PDF **DOWNLOAD** ↓

Dealer Copy -- Not for Resale

MAINTENANCE SAFETY



WARNING

Instructions are necessary before operating or servicing machine. Read and understand the Operation & Maintenance Manual, Operator's Handbook and signs (decals) on machine. Follow warnings and instructions in the manuals when making repairs, adjustments or servicing. Check for correct function after adjustments, repairs or service. Untrained operators and failure to follow instructions can cause injury or death.

W-2003-0903







Safety Alert Symbol: This symbol with a warning statement, means: "Warning, be alert! Your safety is involved!" Carefully read the message that follows.


CORRECT







B-10731a


-  Never service the Bobcat Loader or Backhoe without instructions. See Operation & Maintenance and Service Manual.
-  Check engine and hydraulic fluids daily.
-  Cleaning and maintenance are required daily.
-  Never service or adjust loader/backhoe with the engine running unless instructed to do so in manual.

WRONG



B-05898

-  Always lower the backhoe attachment to the ground before lubricating or servicing.
-  Avoid contact with leaking hydraulic fluid or diesel fuel under pressure. It can penetrate skin or eyes.
-  Stop, cool and clean engine of flammable materials before checking fluids.
-  Keep body, loose objects or clothing away from moving parts, electrical contacts, hot parts and

-  Safety glasses are needed for eye protection from electrical arcs, battery acid, compressed springs, fluids under pressure and flying debris or when tools are used. Use eye protection approved for type of welding.

Dealer Copy -- Not for Resale

MSW31-0805



Bobcat®

	905B	923SA	923S	928S	907	908B	909	911	730S	725S	835S	607	709	811	8709	911B	911C	913	914	914B
440	X																			
450	X																			
453	X																			
543	X																			
553	X																			
630			X		X	X				X		X								
645			X		X	X				X		X								
643			X		X	X				X		X								
730			X		X	X				X		X								
743			X		X	X				X		X								
751			X		X	X				X		X								
753			X		X	X				X		X								
753H			X		X	X				X		X								
753L																				
763																				
7753																				
773																				
843								X			X			X						
853								X			X			X						
853H								X			X			X						
863								X			X			X						
873											X				X					
943																				
953																		X		
963																		X		
2400																X				X

NOTE: Refer to the sales handbook for Backhoe mounting kit part numbers and serial numbers.



Thank you very much
for your reading.
Please click here
to get more information.