

135G Excavator Diagnostic

OPERATION AND TEST MANUAL

(iT4) model 135G (PIN: 1FF135GX E400001)



John Deere 135G Excavator (1FF135GX__E400001) Diagnostic Operation & Test Technical Manual (TM12666)

Download Technical Manual For John Deere 135G Excavator Diagnostic Operation & Test (PIN: 1FF135GX__E400001). Publication No. TM12666 21OCT15 (ENGLISH)

This Technical Manual offers all the Diagnostic Operation & Test Information for John Deere 135G Excavator. With this in-depth & highly detailed manual you will be able to work on your vehicle with the absolute best resources available, which will not only save you money in repair bills but will also help you to look after your business. The information on this manual covered everything you need to know when you want to repair or service John Deere 135G Excavator.

Models Covered:

(iT4) models 135G (PIN: 1FF135GX__E400001)

This manual is INSTANT DOWNLOAD. It means no shipping cost or waiting for getting a CD package for several days. you will receive this manual today via instant download on completion of payment via our secure payment processor.

Manual Contents:




FOREWORD

TECHNICAL INFORMATION FEEDBACK FORM

Section 9000    GENERAL INFORMATION

Group 01    Safety

Section 9001    DIAGNOSTICS

Group 10    Main Controller (MCZ) Diagnostic Trouble Codes

Group 20    Engine Control Unit (ECU) Diagnostic Trouble Codes

Group 30    Monitor Controller (DSZ) Diagnostic Trouble Codes

Group 40    Air Conditioner Controller (ACF) Diagnostic Trouble Codes

Section 9005    OPERATIONAL CHECKOUT PROCEDURE




Group 10    Operational Checkout Procedure

Section 9010    ENGINE

Group 05    Theory of Operation

Group 15    Diagnostic Information




Group 20    Adjustments

Group 25    Tests

Section 9015    ELECTRICAL SYSTEM

Group 05    System Information




Group 10    System Diagrams

Group 15    Sub-System Diagnostics

Group 16    Monitor Operation

Group 20    References

Section 9020    POWER TRAIN

Group 05    Theory of Operation

Group 15    Diagnostic Information



Thank you very much
for your reading.
Please click here
to get more information.