

John Deere 3120, 3320, 3520, 3720 Compact Utility Tractors Diagnostic and Repair  
Technical Manual (TM2138)

3120, 3320, 3520 and  
3720 Compact Utility  
Tractors Diagnostic and  
Repair



TECHNICAL MANUAL



# John Deere 3120, 3320, 3520, 3720 Compact Utility Tractors Diagnostic and Repair Technical Manual (TM2138)

Download Technical Manual For John Deere 3120, 3320, 3520 and 3720 Compact Utility Tractors Diagnostic and Repair.

Part No. TM2138 20 JUN 13 (ENGLISH)

This Technical Manual offers all the Diagnostic and Repair information for John Deere 3120, 3320, 3520 and 3720 Compact Utility Tractors. With this in-depth & highly detailed manual you will be able to work on your vehicle with the absolute best resources available, which will not only save you money in repair bills but will also help you to look after your business. The information on this manual covered everything you need to know when you want to repair or service on John Deere 3120, 3320, 3520 and 3720 Compact Utility Tractors.

Models Covered:

John Deere 3120, 3320, 3520 and 3720 Compact Utility Tractors



This manual is INSTANT DOWNLOAD. It means no shipping cost or waiting for getting a CD package for several days. you will receive this manual today via instant download on completion of payment via our secure payment processor.

Manual Contents:



FOREWORD

Section 10    SAFETY

Group 05    Safety

Section 20    SPECIFICATIONS AND INFORMATION

Group 05    General Specifications

Group 10    Fuel and Lubricants




Group 15    Serial Number Locations




Section 30    ENGINE

Group 05    Specifications





























Group 10    Component Location

Group 15    Theory of Operation

Group 20    Diagnostics

Group 25    Tests and Adjustments




Group 30    Repair

Section 40    ELECTRICAL                          NA

Group 05    General Information

Group 10    Specifications

Group 15    Component Location

Group 20    Schematics and Harnesses

Group 25    Schematics and Harnesses MY08

Group 30    Schematics and Harnesses MY13



Thank you very much  
for your reading.  
Please click here  
to get more information.