

John Deere 350GLC Excavator (PIN: 1F9350GX__D8001-; 1F9350GX__C808001-)
Repair Technical Manual (TM13197X19)

350GLC Excavator Repair

REPAIR TECHNICAL MANUAL

350GLC (PIN: 1F9350GX__D8001-; 1F9350GX__C808001-;)

PDF



DOWNLOAD



John Deere 350GLC Excavator (PIN: 1F9350GX__D8001-; 1F9350GX__C808001-) Repair Technical Manual (TM13197X19)

Download Technical Manual For John Deere 350GLC Excavator Repair.

Publication No. TM13197X19 09OCT15 (ENGLISH)

This Technical Manual offers all the Service and Repair Information for John Deere 350GLC Excavator. With this in-depth & highly detailed manual you will be able to work on your vehicle with the absolute best resources available, which will not only save you money in repair bills but will also help you to look after your business. The information on this manual covered everything you need to know when you want to repair or service on John Deere 350GLC Excavator.

Models Covered:

350GLC (PIN: 1F9350GX__D8001-; 1F9350GX__C808001-;)

This manual is INSTANT DOWNLOAD. It means no shipping cost or waiting for getting a CD package for several days. you will receive this manual today via instant download on completion of payment via our secure payment processor.




Manual Contents:

FOREWORD

MANUAL IDENTIFICATION                    READ THIS FIRST!

TECHNICAL INFORMATION FEEDBACK FORM

Section 00    GENERAL INFORMATION




Group 0001    Safety

Group 0003    Torque Values

Section 01    TRACKS

Group 0130    Track System

Section 02    AXLES, DIFFERENTIALS AND SUSPENSION SYSTEMS

Group 0250    Axle Shaft, Bearings, and Reduction Gears

Group 0260    Hydraulic System



Section 04    ENGINE

Group 0400    Removal and Installation

Section 05    ENGINE AUXILIARY SYSTEM

Group 0510    Cooling System

Group 0520    Intake System

Group 0560    External Fuel Supply System

Section 07    DAMPER DRIVE (FLEX COUPLING)

Group 0752    Elements

Section 17    FRAME OR SUPPORTING STRUCTURE

Group 1740    Frame Installation

Group 1749    Chassis Weights

Section 18    OPERATOR                                 S STATION

Group 1800    Removal and Installation

Group 1810    Operator Enclosure



Thank you very much
for your reading.
Please click here
to get more information.