

John Deere 5065M, 5075M, 5085M, 5095M, 5095MH, 5105M, 5105ML Tractors
Repair Technical Manual (TM102619)

John Deere Agriculture

**5065M, 5075M, 5085M, 5095M, 5095MH, 5105M
and 5105ML Tractors Repair Technical Manual**

REPAIR MANUAL

**PIN prefix LV - USA models 5105ML, 5065M,
5075M, 5085M, 5095M, 5095MH**

PDF



DOWNLOAD



John Deere 5065M, 5075M, 5085M, 5095M, 5095MH, 5105M, 5105ML Tractors Repair Technical Manual (TM102619)

Download Technical Manual For John Deere John Deere 5065M, 5075M, 5085M, 5095M, 5095MH, 5105M, 5105ML Tractors Repair.

Publication No. TM102619, April 2012

This Technical Manual offers all the Operation and Test Information for John Deere 330LC and 370 Excavator. With this in-depth & highly detailed manual you will be able to work on your vehicle with the absolute best resources available, which will not only save you money in repair bills but will also help you to look after your business. The information on this manual covered everything you need to know when you want to repair or service on Deere John Deere 5065M, 5075M, 5085M, 5095M, 5095MH, 5105M, 5105ML Tractors.

Models Covered:

John Deere 330LC and 370 Excavator

This manual is INSTANT DOWNLOAD. It means no shipping cost or waiting for getting a CD package for several days. you will receive this manual today via instant download on completion of payment via our secure payment processor.

Manual Contents:



FOREWORD

Section 10    GENERAL INFORMATION

Group 05    Safety

Group 10    General Specifications

Group 15    Fuel and Lubricants



Group 20    Serial Number Locations

Section 20    ENGINE

Group 05    Engine

Group 10    Cooling System

Section 30    FUEL, AIR INTAKE AND EXHAUST SYSTEMS




Group 05    Fuel System

Group 10    Throttle Controls

Group 15    Air Intake System

Group 20    Air Exhaust System

Section 40    ELECTRICAL SYSTEM

Group 05    Battery, Starter and Alternator

Group 10    Electrical System Components

Group 15    Wiring Harnesses

Section 50    POWER TRAIN

Group 05    Separation

Group 10    SyncShuttle Plus Transmission

Group 15    SyncReverser Transmission and PowrReverser Transmission

Group 20    PowrReverser Plus Transmission



Thank you very much
for your reading.
Please click here
to get more information.