

John Deere 5070M, 5080M, 5090M & 5100M -European Tractors Repair Technical Manual (TM402019)

5070M, 5080M, 5090M & 5100M Tractors Repair

REPAIR MANUAL

5070M, 5080M, 5090M, 5100M

PDF



DOWNLOAD



John Deere 5070M, 5080M, 5090M & 5100M -European Tractors Repair Technical Manual (TM402019)

Download Technical Manual For John Deere 5070M, 5080M, 5090M & 5100M Tractors Repair. Publication No. TM402019 22SEP10 (ENGLISH)

This Technical Manual offers all the Service and Repair Information for John Deere 5070M, 5080M, 5090M & 5100M Tractors. With this in-depth & highly detailed manual you will be able to work on your vehicle with the absolute best resources available, which will not only save you money in repair bills but will also help you to look after your business. The information on this manual covered everything you need to know when you want to repair or service on John Deere 5070M, 5080M, 5090M & 5100M Tractors.

Models Covered:

John Deere 5070M, 5080M, 5090M & 5100M -European Tractors

This manual is INSTANT DOWNLOAD. It means no shipping cost or waiting for getting a CD package for several days. you will receive this manual today via instant download on completion of payment via our secure payment processor.

Manual Contents:

FOREWORD

Section 05    SAFETY

Group 05    Safety Measures

Section 10    GENERAL INFORMATION




Group 05    Specifications

Group 10    Tune-Up

Group 15    Predelivery Inspection

Section 20    ENGINE

Group 00    Removal and Installation of Components

Section 30    FUEL, AIR INTAKE, COOLING AND EXHAUST SYSTEMS

Group 00    Removal and Installation of Components

Group 05    Speed Control Linkage

Group 10    Fuel System

Group 15    Air Intake System

Group 20    Cooling System




Group 25    Cold-Weather Starting Aids

Group 30    Exhaust System

Section 40    ELECTRICAL SYSTEM

Group 05    Connectors

Group 10    Alternator

Group 15    Starting Motor

Group 20    Electrical Components

Section 50    POWER TRAIN

Group 00    Removal and Installation of Components



Thank you very much
for your reading.
Please click here
to get more information.