

# 710G Backhoe Loader Diagnostic



**OPERATION AND TEST MANUAL**



**TM2060 22 DEC 15 (ENGLISH)**

# John Deere 710G Backhoe Loader Diagnostic Operation & Test Technical Manual (TM2060)

Download Technical Manual For John Deere 710G Backhoe Loader Diagnostic.

Publication No. TM2060 22 DEC 15 (ENGLISH)

This Technical Manual offers all the Diagnostic Operation & Test Information for John Deere 710G Backhoe Loader. With this in-depth & highly detailed manual you will be able to work on your vehicle with the absolute best resources available, which will not only save you money in repair bills but will also help you to look after your business. The information on this manual covered everything you need to know when you want to repair or service on John Deere 710G Backhoe Loader.

Models Covered:

John Deere 710G Backhoe Loader

This manual is INSTANT DOWNLOAD. It means no shipping cost or waiting for getting a CD package for several days. you will receive this manual today via instant download on completion of payment via our secure payment processor.

Manual Contents:

FOREWORD

TECHNICAL INFORMATION FEEDBACK FORM

Section 9000    GENERAL INFORMATION

Group 01    Safety Information

Section 9005    OPERATIONAL CHECKOUT PROCEDURE

Group 10    Operational Checkout Procedure





















Section 9010    ENGINE

Group 05    Theory of Operation

Group 15    Diagnostic Information




Group 20    Adjustments

Group 25    Tests

Section 9015A    ELECTRICAL SYSTEM (S.N.                  951374)


















Group 05    System Information

Group 10    System Diagrams

Group 15    Sub-System Diagnostics




Group 16    Monitor Operation

Group 20    References

Section 9015B    ELECTRICAL SYSTEM (S.N. 951375              

Group 05    System Information

Group 10    System Diagrams

Group 15    Sub-System Diagnostics

Group 16    Monitor Operation

Group 20    References

Section 9020    POWER TRAIN



Thank you very much  
for your reading.  
Please click here  
to get more information.