

750K and 850K Crawler Dozer Diagnostic

OPERATION AND TEST MANUAL



John Deere 750K and 850K Crawler Dozer Diagnostic Operation and Test Technical Manual (TM13280X19)

Download Technical Manual For John Deere 750K and 850K Crawler Dozer Diagnostic Operation and Test (750K PIN: 1T0750KX__F271593- ; 850K PIN: 1T0850KX__F271510-).

Publication No. TM13280X19 04 MAR 16 (ENGLISH)

This Technical Manual offers all the Diagnostic Operation and Test Information for John Deere 750K and 850K Crawler Dozer. With this in-depth & highly detailed manual you will be able to work on your vehicle with the absolute best resources available, which will not only save you money in repair bills but will also help you to look after your business. The information on this manual covered everything you need to know when you want to repair or service on John Deere 750K and 850K Crawler Dozer.

Models Covered:

750K (PIN: 1T0750KX__F271593-)

850K (PIN: 1T0850KX__F271510-)

This manual is INSTANT DOWNLOAD. It means no shipping cost or waiting for getting a CD package for several days. you will receive this manual today via instant download on completion of payment via our secure payment processor.

Manual Contents:

FOREWORD




Section 9000    GENERAL INFORMATION

Group 01    Safety

Section 9001    DIAGNOSTICS

Group 10    Engine Control Unit (ECU) Diagnostic Trouble Codes

Group 20    Display Menu Handler (DMH) Diagnostic Trouble Codes

Group 30    Sealed Switch Module (SSM) Diagnostic Trouble Codes

Group 40    Transmission Control Unit (TCU) Diagnostic Trouble Codes

Group 50    Vehicle Control Unit (VCU) Diagnostic Trouble Codes

Group 60    Hydraulic Valve Controller (HVC) Diagnostic Trouble Codes

Group 70    Blade Control Joystick (BCJ) Diagnostic Trouble Codes

Group 80    Vehicle Control Unit 2 (VC2) Diagnostic Trouble Codes

Section 9005    OPERATIONAL CHECKOUT PROCEDURE

Group 10    Operational Checkout Procedure



Section 9010    ENGINE

Group 05    Theory of Operation

Group 10    System Diagrams

Group 15    Diagnostic Information

Group 20    Adjustments

Group 25    Tests

Section 9015    ELECTRICAL SYSTEM

Group 05    Theory of Operation



Thank you very much
for your reading.
Please click here
to get more information.