

John Deere 9360R, 9410R, 9460R, 9510R and 9560R Tractors Repair Technical Manual (TM110719)

John Deere Construction and Forestry

**9360R, 9410R, 9460R, 9510R and 9560R
Tractors Repair**

REPAIR MANUAL

9360R, 9410R, 9460R, 9510R, 9560R



John Deere 9360R, 9410R, 9460R, 9510R and 9560R Tractors Repair Technical Manual (TM110719)

Download Technical Manual For John Deere 9360R, 9410R, 9460R, 9510R and 9560R Tractors Repair. Publication No. TM110719, April 2014

This Technical Manual offers all the Service and Repair Information for John Deere 9360R, 9410R, 9460R, 9510R and 9560R Tractors. With this in-depth & highly detailed manual you will be able to work on your vehicle with the absolute best resources available, which will not only save you money in repair bills but will also help you to look after your business. The information on this manual covered everything you need to know when you want to repair or service on John Deere 9360R, 9410R, 9460R, 9510R and 9560R Tractors.

Models Covered:

John Deere 9360R, 9410R, 9460R, 9510R and 9560R Tractors

This manual is INSTANT DOWNLOAD. It means no shipping cost or waiting for getting a CD package for several days. you will receive this manual today via instant download on completion of payment via our secure payment processor.

Manual Contents:

FOREWORD

DEALER PREDELIVERY INFORMATION FORM

Section 10    GENERAL INFORMATION

Group 05    Safety

Group 10    General Information

Section 20    ENGINE

Group 00    Component Removal and Installation

Group 05    Engine Repair

Section 30    FUEL AND COOLING SYSTEMS

Group 05    Diesel Fuel System

Group 10    Air Intake System

Group 15    Engine Cooling System

Group 20    Coolers and Air Conditioning Condenser

Group 25    Exhaust System

Section 40    ELECTRICAL

Group 05    Connectors

Group 10    Wiring Harness Routings




Group 15    Charging Circuit




Group 20    Starting Circuit

Group 25    Relays, Fuses, Solenoids, and Switches

Group 30    Monitoring Systems and Sensors

Group 35    Armrest Control

Group 40    Implement and Accessory Connectors

Group 45    Convenience and Accessory Components



Thank you very much
for your reading.
Please click here
to get more information.