

John Deere LA105, LA115, LA125, LA135, LA145, LA155, LA165 and LA175 Lawn Tractors Diagnostic and Repair Technical Manual (TM103419)

LA105, LA115, LA125,
LA135, LA145, LA155,
LA165 and LA175 Lawn
Tractors Diagnostic and
Repair



TECHNICAL MANUAL

Lawn Tractors models L

PDF



DOWNLOAD



, LA155, LA165, LA175

419 05 FEB 10 (ENGLISH)

John Deere LA105, LA115, LA125, LA135, LA145, LA155, LA165 and LA175 Lawn Tractors Diagnostic and Repair Technical Manual (TM103419)

Download Technical Manual For John Deere LA105, LA115, LA125, LA135, LA145, LA155, LA165 and LA175 Lawn Tractors Diagnostic and Repair.

Publication No. TM103419 05 FEB 10 (ENGLISH)

This Technical Manual offers all the Diagnostic and Repair Information for John Deere LA105, LA115, LA125, LA135, LA145, LA155, LA165 and LA175 Lawn Tractors. With this in-depth & highly detailed manual you will be able to work on your vehicle with the absolute best resources available, which will not only save you money in repair bills but will also help you to look after your business. The information on this manual covered everything you need to know when you want to repair or service on John Deere LA105, LA115, LA125, LA135, LA145, LA155, LA165 and LA175 Lawn Tractors.

Models Covered:

Lawn Tractors models LA105, LA115, LA125, LA135, LA145, LA155, LA165, LA175

This manual is INSTANT DOWNLOAD. It means no shipping cost or waiting for getting a CD package for several days. you will receive this manual today via instant download on completion of payment via our secure payment processor.


Manual Contents:

MANUAL DESCRIPTION

SAFETY




SPECIFICATIONS AND INFORMATION

ENGINE    GAS

ENGINE    V-TWIN

ELECTRICAL

POWER TRAIN    GEAR

POWER TRAIN    HYDROSTATIC

STEERING



























































BRAKES

ATTACHMENTS

MISCELLANEOUS

Total Pages: 402

This manual can be used by anyone from a first time owner/amateur to a professional technician. Even the most novice mechanic can also easily follow the step-by-step guides which are made simple by the illustrations and drawings. Keep this manual handy and use it often. Performing routine, preventive maintenance will save you time & money by helping to prevent premature failure and unnecessary repairs.

Your will receive a download link in no time after your payment is completed successfully. So please make sure your email address is correct. Don   Forget to Check Spam / Junk                                  if can                     find the new message in your email inbox immediately.



Thank you very much
for your reading.
Please click here
to get more information.