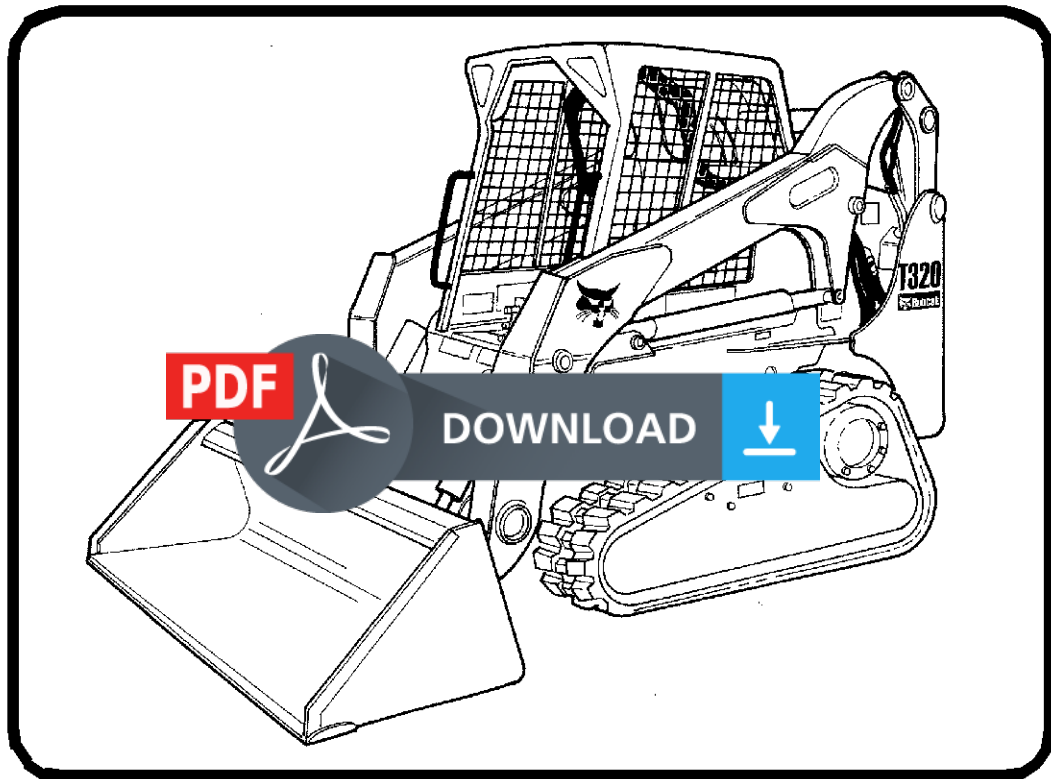




Bobcat®

Service Manual T320 Compact Track Loader

S/N A7MP60001 & Above
S/N AAKZ11001 & Above



Dealer Copy -- Not for Resale

EQUIPPED WITH
BOBCAT INTERLOCK
CONTROL SYSTEM (BICS™)



MAINTENANCE SAFETY




WARNING

Instructions are necessary before operating or servicing machine. Read and understand the Operation & Maintenance Manual, Operator's Handbook and signs (decals) on machine. Follow warnings and instructions in the manuals when making repairs, adjustments or servicing. Check for correct function after adjustments, repairs or service. Untrained operators and failure to follow instructions can cause injury or death.

W-2003-0807

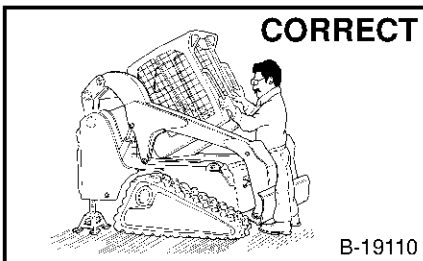


Safety Alert Symbol: This symbol with a warning statement, means: "Warning, be alert! Your safety is involved!" Carefully read the message that follows.




P-90216

- Never service the Bobcat Compact Track Loader without instructions.




B-19110

- Use the correct procedure to lift to lower operator cab.



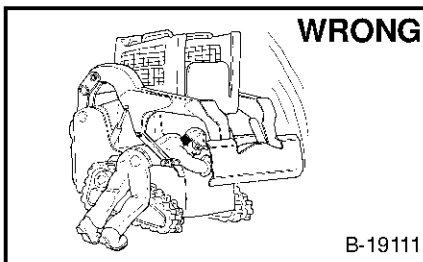
B-19109

- Cleaning and maintenance are required daily.



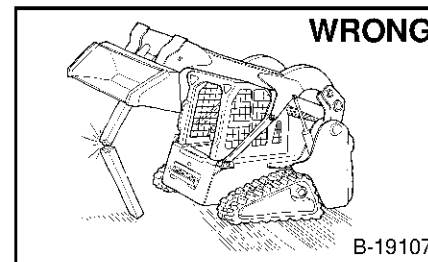
B-19108

- Have good ventilation when welding or grinding painted parts.
- Wear dust mask when grinding painted parts. Toxic dust and gas can be produced.
- Avoid exhaust fume leaks which can kill without warning. Exhaust system must be tightly sealed.




B-19111

- Disconnecting or loosening any hydraulic tubeline, hose, fitting, component or a part failure can cause lift arms to drop. Do not go under lift arms when raised unless supported by an approved lift arm support device. Replace it if damaged.



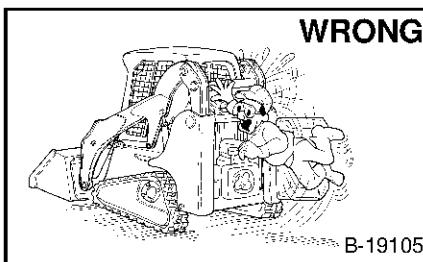
B-19107

- Never work on loader with lift arms up unless lift arms are held by an approved lift arm support device. Replace if damaged.
- Never modify equipment or add attachments not approved by Bobcat Company.



B-19106

- Stop, cool and clean engine of flammable materials before checking fluids.
- Never service or adjust loader with the engine running unless instructed to do so in the manual.
- Avoid contact with leaking hydraulic fluid or diesel fuel under pressure. It can penetrate the skin or eyes.
- Never fill fuel tank with engine running, while smoking or when near open flame.



B-19105

- Keep body, jewelry and clothing away from moving parts, electrical contact, hot parts and exhaust.
- Wear eye protection to guard from battery acid, compressed springs, fluids under pressure and flying debris when engines are running or tools are used. Use eye protection approved for type of welding.
- Keep rear door closed except for service. Close and latch door before operating the loader.



B-6589

- Lead-acid batteries produce flammable and explosive gases.
- Keep arcs, sparks, flames and lighted tobacco away from batteries.
- Batteries contain acid which burns eyes or skin on contact. Wear protective clothing. If acid contacts body, flush well with water. For eye contact flush well and get immediate medical attention.

Maintenance procedures which are given in the Operation & Maintenance Manual can be performed by the owner/operator without any specific technical training. Maintenance procedures which are **not** in the Operation & Maintenance Manual must be performed **ONLY BY QUALIFIED BOBCAT SERVICE PERSONNEL**. Always use **genuine Bobcat replacement parts**. The Service Safety Training Course is available from your Bobcat dealer.

MSW24-0409

Dealer Copy -- Not for Resale



Bobcat®

ALPHABETICAL INDEX

ACCESS PANEL (INSIDE)	50-01	ENGINE SPEED CONTROL	70-01
ACCESS PANEL (INSIDE) (SJC)	50-01	ENGINE SPEED CONTROL (SJC)	70-01
AIR CLEANER	70-01	EVAPORATOR COIL	80-01
AIR CLEANER SERVICE	10-01	EVAPORATOR / HEATER UNIT	80-01
AIR CONDITIONING SYSTEM FLOW	80-01	EXPANSION VALVE	80-01
ALTERNATOR	60-01	FLYWHEEL AND HOUSING	70-01
		FLYWHEEL RPM SENSOR	60-01
BACK-UP ALARM SYSTEM	60-01	FRONT AUXILIARY HYDRAULIC COUPLER	
BATTERY	60-01	BLOCK	20-01
BOBCAT CONTROLLER (ACS)	60-01	FUEL SYSTEM	10-01, 70-01
BOBCAT CONTROLLER		FUEL TANK	50-01
(GATEWAY AND AUXILIARY)	60-01		
BOBCAT CONTROLLER (SJC) (DRIVE)	60-01	HEATER COIL	80-01
BOBCAT INTERLOCK CONTROL SYSTEM		HEATER VALVE	80-01
(BICS)	60-01	HYDRAULIC CONNECTION	
BLOWER FAN	80-01	SPECIFICATIONS	SPEC-01
BOB-TACH (HAND LEVER)	10-01, 50-01	HYDRAULIC CONTROL VALVE (ACS) OR (SJC) ..	20-01
BOB-TACH (POWER)	10-01, 50-01	HYDRAULIC CONTROL VALVE (STANDARD)	20-01
BOB-TACH (POWER) BLOCK	20-01	HYDRAULIC FLUID RESERVOIR	20-01
BRAKE	40-01	HYDRAULIC / HYDROSTATIC SYSTEM	10-01
BUCKET POSITION VALVE	20-01	HYDRAULIC / HYDROSTATIC FILTERS	20-01
		HYDRAULIC / HYDROSTATIC FLUID	
CAB DOOR	50-01	SPECIFICATIONS	SPEC-01
CALIBRATION	60-01	HYDRAULIC PUMP (SJC)	20-01
CAMSHAFT AND TIMING GEARS	70-01	HYDRAULIC PUMP (SJC) (HIGH FLOW)	20-01
CASE DRAIN FILTER	30-01	HYDRAULIC PUMP (STANDARD)	20-01
CHARGE PRESSURE	30-01	HYDRAULIC PUMP (STANDARD) (HIGH FLOW) ..	20-01
COMPRESSOR	80-01	HYDRAULIC SYSTEM INFORMATION	20-01
CONDENSER	80-01	HYDROSTATIC DRIVE MOTOR	30-01
CONTROL HANDLE / LEVER	50-01	HYDROSTATIC PUMP	30-01
CONTROL HANDLE / LEVER (ACS)	50-01	HYDROSTATIC PUMP (SJC)	30-01
CONTROL HANDLE / LEVER (SJC)	50-01	HYDROSTATIC SYSTEM INFORMATION	30-01
CONTROL PANEL	50-01		
CONTROL PANEL (SJC)	50-01	INSTRUMENT PANELS	60-01
CONTROL PANEL SETUP	60-01		
CONTROL PEDALS AND LINKAGES	50-01	LIFT ARMS	50-01
CONTROL PEDALS (ACS)	50-01	LIFT ARM BYPASS CONTROL VALVE	20-01
CONTROL SYSTEM (ACS)	60-01	LIFT ARM SUPPORT DEVICE	10-01
CONVERSIONS	SPEC-01	LIFTING AND BLOCKING THE LOADER	10-01
CRANKSHAFT AND PISTONS	70-01	LIGHTS	60-01
CYLINDER HEAD	70-01	(T320) LOADER SPECIFICATIONS	SPEC-01
CYLINDER (BOB-TACH)	20-01	LOADER STORAGE AND RETURN	
CYLINDER (LIFT)	20-01	TO SERVICE	10-01
CYLINDER (TILT)	20-01	LUBRICATION SYSTEM	70-01
		LUBRICATING THE LOADER	10-01
DIAGNOSTICS SERVICE CODES	60-01		
DRIVE BELT	30-01	MAINTENANCE CLOCK	60-01
		MAIN RELIEF VALVE	20-01
ELECTRICAL / HYDRAULIC CONTROLS	60-01	MUFFLER	70-01
ELECTRICAL / HYDRAULIC CONTROLS (ACS) ..	60-01		
ELECTRICAL / HYDRAULIC CONTROLS (SJC) ..	60-01		
ELECTRICAL SYSTEM INFORMATION	60-01		
EMERGENCY EXIT	10-01		
ENGINE COOLING SYSTEM	10-01, 70-01		
ENGINE INFORMATION	70-01		
ENGINE LUBRICATION SYSTEM	10-01		

Dealer Copy -- Not for Resale



Thank you very much
for your reading.
Please click here
to get more information.