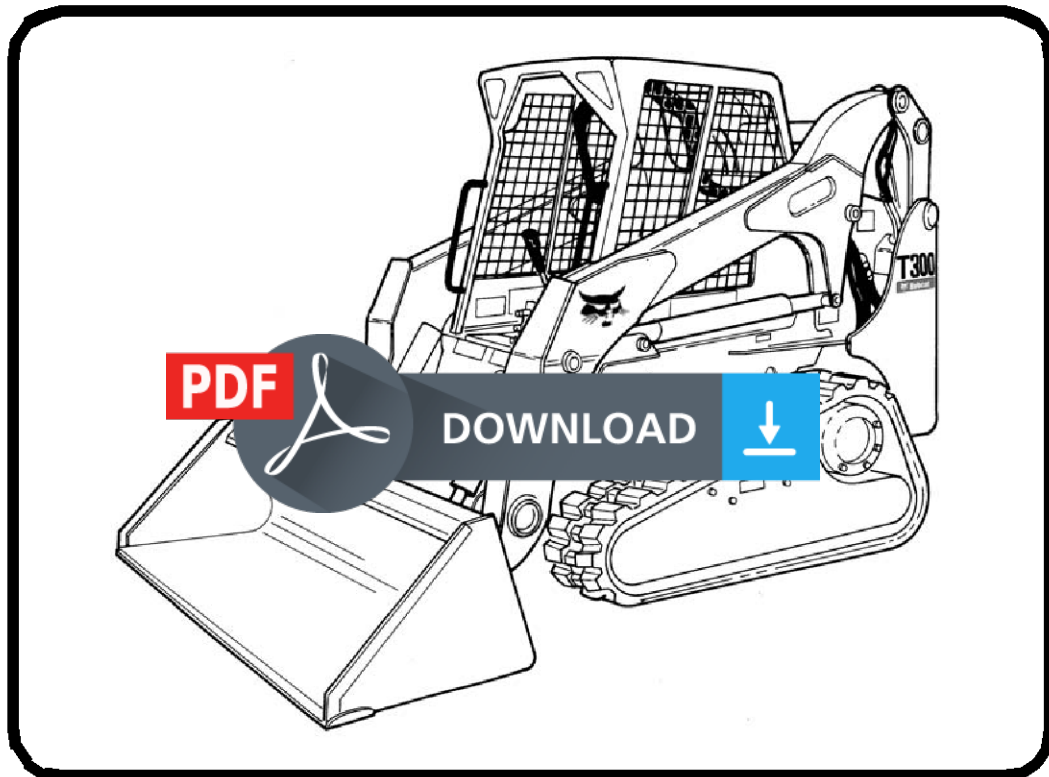




Bobcat®

Service Manual T300 Compact Track Loader

S/N 532011001 & Above
S/N 532111001 & Above



EQUIPPED WITH
BOBCAT INTERLOCK
CONTROL SYSTEM (BICS™)



MAINTENANCE SAFETY



WARNING


Instructions are necessary before operating or servicing machine. Read and understand the Operation & Maintenance Manual, Operator's Handbook and signs (decals) on machine. Follow warnings and instructions in the manuals when making repairs, adjustments or servicing. Check for correct function after adjustments, repairs or service. Untrained operators and failure to follow instructions can cause injury or death.

W-2003-0903



Safety Alert Symbol: This symbol with a warning statement, means: "Warning, be alert! Your safety is involved!" Carefully read the message that follows.

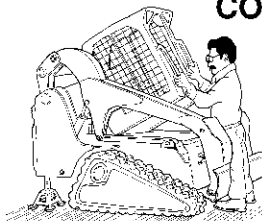
CORRECT



B-10731a

- Never service the Bobcat Compact Track Loader without instructions.


CORRECT



B-19110

- Use the correct procedure to lift to lower operator cab.


CORRECT



B-19109

- Cleaning and maintenance are required daily.

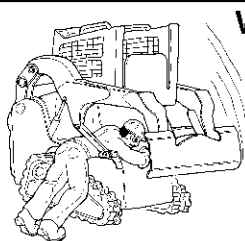
WRONG



B-19108

- Have good ventilation when welding or grinding painted parts.
- Wear dust mask when grinding painted parts. Toxic dust and gas can be produced.
- Avoid exhaust fume leaks which can kill without warning. Exhaust system must be tightly sealed.

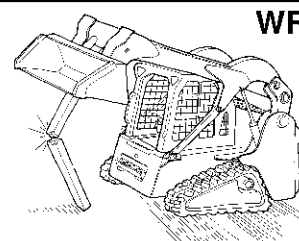
WRONG



B-19111

- Disconnecting or loosening any hydraulic tubeline, hose, fitting, component or a part failure can cause lift arms to drop. Do not go under lift arms when raised unless supported by an approved lift arm support device. Replace it if damaged.


WRONG



B-19107

- Never work on loader with lift arms up unless lift arms are held by an approved lift arm support device. Replace if damaged.
- Never modify equipment or add attachments not approved by Bobcat Company.


WRONG



B-19106

- Stop, cool and clean engine of flammable materials before checking fluids.
- Never service or adjust loader with the engine running unless instructed to do so in the manual.
- Avoid contact with leaking hydraulic fluid or diesel fuel under pressure. It can penetrate the skin or eyes.
- Never fill fuel tank with engine running, while smoking or when near open flame.

WRONG



B-19105

- Keep body, jewelry and clothing away from moving parts, electrical contact, hot parts and exhaust.
- Wear eye protection to guard from battery acid, compressed springs, fluids under pressure and flying debris when engines are running or tools are used. Use eye protection approved for type of welding.
- Keep rear door closed except for service. Close and latch door before operating the loader.

WRONG



B-6589

- Lead-acid batteries produce flammable and explosive gases.
- Keep arcs, sparks, flames and lighted tobacco away from batteries.
- Batteries contain acid which burns eyes or skin on contact. Wear protective clothing. If acid contacts body, flush well with water. For eye contact flush well and get immediate medical attention.

Maintenance procedures which are given in the Operation & Maintenance Manual can be performed by the owner/operator without any specific technical training. Maintenance procedures which are **not** in the Operation & Maintenance Manual must be performed **ONLY BY QUALIFIED BOBCAT SERVICE PERSONNEL**. Always use genuine Bobcat replacement parts. The Service Safety Training Course is available from your Bobcat dealer.



Bobcat®

ALPHABETICAL INDEX

ACCESS PANEL (INSIDE)	50-01	FRONT AUXILIARY HYDRAULIC COUPLER	
ACCESS PANEL (INSIDE) (SJC)	50-01	BLOCK	20-01
AIR CLEANER	70-01	FUEL SYSTEM.....	10-01, 70-01
AIR CLEANER SERVICE	10-01	FUEL TANK	50-01
AIR CONDITIONING SYSTEM FLOW	80-01		
ALTERNATOR	60-01	HEATER COIL.....	80-01
		HEATER VALVE	80-01
BATTERY.....	60-01	HYDRAULIC CONNECTION SPECIFICATIONS..	SPEC-01
BOBCAT CONTROLLER (ACS)	60-01	HYDRAULIC CONTROL VALVE (ACS) OR (SJC)..	20-01
BOBCAT CONTROLLER (SJC) (DRIVE)	60-01	HYDRAULIC CONTROL VALVE (STANDARD)	20-01
BOBCAT INTERLOCK CONTROL SYSTEM		HYDRAULIC FLUID RESERVOIR	20-01
(BICS)	60-01	HYDRAULIC / HYDROSTATIC SYSTEM.....	10-01
BLOWER FAN	80-01	HYDRAULIC / HYDROSTATIC FLUID	
BOB-TACH (HAND LEVER)	10-01, 50-01	SPECIFICATIONS.....	SPEC-01
BOB-TACH (POWER - OPTION).....	10-01, 50-01	HYDRAULIC PUMP (STANDARD).....	20-01
BOB-TACH (POWER) BLOCK.....	20-01	HYDRAULIC PUMP (STANDARD) (HIGH FLOW)..	20-01
BRAKE.....	40-01	HYDRAULIC PUMP (SJC) (HI FLOW).....	20-01
BUCKET POSITION VALVE	20-01	HYDRAULIC PUMP (SJC)	20-01
		HYDRAULIC / HYDROSTATIC FILTERS	20-01
CAB DOOR.....	50-01	HYDRAULIC SYSTEM INFORMATION	20-01
CALIBRATION		HYDROSTATIC MOTOR	30-01
(SELECTABLE JOYSTICK CONTROL) (SJC)	60-01	HYDROSTATIC PUMP	30-01
CAMSHAFT AND TIMING GEARS.....	70-01	HYDROSTATIC PUMP (SJC).....	30-01
CHARGE PRESSURE.....	30-01	HYDROSTATIC SYSTEM INFORMATION	30-01
COMPRESSOR	80-01		
CONDENSER	80-01	INSTRUMENT PANEL.....	60-01
CONTROL HANDLE / LEVER.....	50-01		
CONTROL HANDLE / LEVER (ACS)	50-01	JOYSTICK CONTROL	50-01
CONTROL HANDLE / LEVER (SJC).....	50-01		
CONTROL PANEL (SJC).....	50-01	LIFT ARM	50-01
CONTROL PANEL.....	50-01	LIFT ARM BYPASS CONTROL VALVE	20-01
CONTROL PEDALS AND LINKAGES.....	50-01	LIFT ARM SUPPORT DEVICE	10-01
CONTROL PEDALS (ACS)	50-01	LIFTING AND BLOCKING THE LOADER.....	10-01
CONTROL SYSTEM (ACS).....	60-01	LIGHTS	60-01
CONVERSIONS	SPEC-01	T300 LOADER SPECIFICATIONS.....	SPEC-01
CRANKSHAFT AND PISTONS	70-01	LOADER STORAGE AND RETURN	
CYLINDER HEAD.....	70-01	TO SERVICE.....	SPEC-01
CYLINDER (LIFT).....	20-01	LUBRICATION SYSTEM.....	70-01
CYLINDER (BOB-TACH)	20-01	LUBRICATING THE LOADER.....	10-01
CYLINDER (TILT)	20-01		
		MAIN RELIEF VALVE	20-01
DIAGNOSTICS SERVICE CODES	60-01	MUFFLER.....	70-01
DRIVE BELT	30-01		
		OIL COOLER.....	20-01
ELECTRICAL / HYDRAULIC CONTROLS	60-01	OPERATOR CAB	10-01, 50-01
ELECTRICAL / HYDRAULIC CONTROLS (SJC)	60-01	OPERATOR SEAT - SUSPENSION.....	50-01
ELECTRICAL SYSTEM INFORMATION	60-01		
ENGINE COOLING SYSTEM.....	10-01, 70-01	PIVOT PINS	10-01
ENGINE INFORMATION	70-01	PRESSURE RELIEF VALVE	80-01
ENGINE LUBRICATION SYSTEM.....	10-01		
ENGINE SPEED CONTROL	70-01	REAR AUXILIARY DIVERTER VALVE.....	20-01
ENGINE SPEED CONTROL (SJC)	70-01	REAR DOOR	50-01
EVAPORATOR.....	80-01	REAR GRILL	50-01
EVAPORATOR / HEATER UNIT	80-01	RECEIVER / DRIER	80-01
EXPANSION VALVE	80-01	REGULAR MAINTENANCE	80-01
FLYWHEEL AND HOUSING	70-01	REMOTE START TOOL KIT-MEL1563	10-01
FLYWHEEL RPM SENSOR.....	60-01	REMOTE START TOOL (SERVICE TOOL)	
		KIT-6689779	10-01



Thank you very much
for your reading.
Please click here
to get more information.