



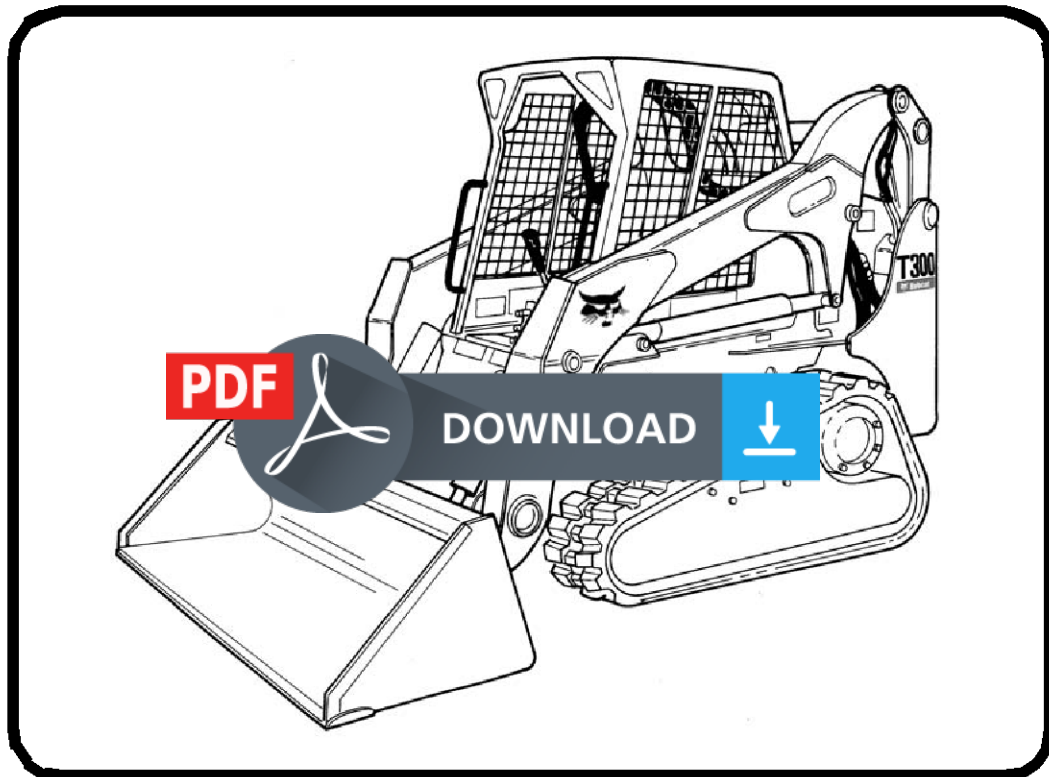
Bobcat®

Service Manual

T300 Compact Track Loader

S/N A5GU11001 - A5GU19999

S/N A5GV11001 - A5GV19999



Dealer Copy -- Not for Resale

EQUIPPED WITH
BOBCAT INTERLOCK
CONTROL SYSTEM (BICS™)



MAINTENANCE SAFETY




WARNING

Instructions are necessary before operating or servicing machine. Read and understand the Operation & Maintenance Manual, Operator's Handbook and signs (decals) on machine. Follow warnings and instructions in the manuals when making repairs, adjustments or servicing. Check for correct function after adjustments, repairs or service. Untrained operators and failure to follow instructions can cause injury or death.

W-2003-0903

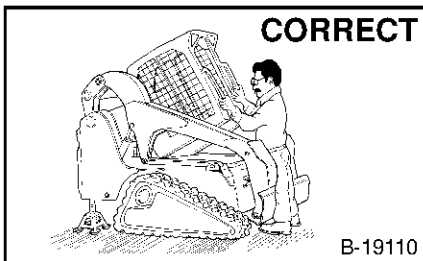


Safety Alert Symbol: This symbol with a warning statement, means: "Warning, be alert! Your safety is involved!" Carefully read the message that follows.




B-10731a

Never service the Bobcat Compact Track Loader without instructions.




B-19110

Use the correct procedure to lift to lower operator cab.



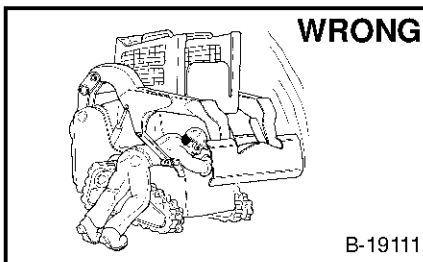
B-19109

Cleaning and maintenance are required daily.



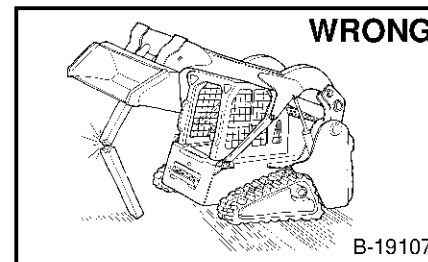
B-19108

- Have good ventilation when welding or grinding painted parts.
- Wear dust mask when grinding painted parts. Toxic dust and gas can be produced.
- Avoid exhaust fume leaks which can kill without warning. Exhaust system must be tightly sealed.




B-19111

Disconnecting or loosening any hydraulic tubeline, hose, fitting, component or a part failure can cause lift arms to drop. Do not go under lift arms when raised unless supported by an approved lift arm support device. Replace it if damaged.



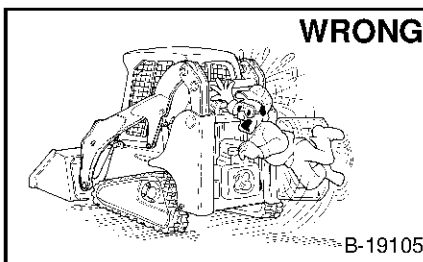
B-19107

- Never work on loader with lift arms up unless lift arms are held by an approved lift arm support device. Replace if damaged.
- Never modify equipment or add attachments not approved by Bobcat Company.



B-19106

- Stop, cool and clean engine of flammable materials before checking fluids.
- Never service or adjust loader with the engine running unless instructed to do so in the manual.
- Avoid contact with leaking hydraulic fluid or diesel fuel under pressure. It can penetrate the skin or eyes.
- Never fill fuel tank with engine running, while smoking or when near open flame.



B-19105

- Keep body, jewelry and clothing away from moving parts, electrical contact, hot parts and exhaust.
- Wear eye protection to guard from battery acid, compressed springs, fluids under pressure and flying debris when engines are running or tools are used. Use eye protection approved for type of welding.
- Keep rear door closed except for service. Close and latch door before operating the loader.



B-6589

- Lead-acid batteries produce flammable and explosive gases.
- Keep arcs, sparks, flames and lighted tobacco away from batteries.
- Batteries contain acid which burns eyes or skin on contact. Wear protective clothing. If acid contacts body, flush well with water. For eye contact flush well and get immediate medical attention.

Maintenance procedures which are given in the Operation & Maintenance Manual can be performed by the owner/operator without any specific technical training. Maintenance procedures which are **not** in the Operation & Maintenance Manual must be performed **ONLY BY QUALIFIED BOBCAT SERVICE PERSONNEL**. Always use genuine Bobcat replacement parts. The Service Safety Training Course is available from your Bobcat dealer.

MSW24-0805

Dealer Copy -- Not for Resale



Bobcat®

ALPHABETICAL INDEX

ACCESS PANEL (INSIDE)	50-01	FLYWHEEL AND HOUSING	70-01
ACCESS PANEL (INSIDE) (SJC)	50-01	FLYWHEEL RPM SENSOR	60-01
AIR CLEANER	70-01	FRONT AUXILIARY HYDRAULIC COUPLER	
AIR CLEANER SERVICE	10-01	BLOCK	20-01
AIR CONDITIONING SYSTEM FLOW	80-01	FUEL SYSTEM.....	10-01, 70-01
ALTERNATOR	60-01	FUEL TANK	50-01
		HEATER COIL.....	80-01
BATTERY.....	60-01	HEATER VALVE	80-01
BOBCAT CONTROLLER (ACS)	60-01	HYDRAULIC CONNECTION SPECIFICATIONS..	SPEC-01
BOBCAT CONTROLLER (SJC) (DRIVE)	60-01	HYDRAULIC CONTROL VALVE (ACS) OR (SJC)..	20-01
BOBCAT INTERLOCK CONTROL SYSTEM		HYDRAULIC CONTROL VALVE (STANDARD)	20-01
(BICS)	60-01	HYDRAULIC FLUID RESERVOIR	20-01
BLOWER FAN	80-01	HYDRAULIC / HYDROSTATIC SYSTEM.....	10-01
BOB-TACH (HAND LEVER)	10-01, 50-01	HYDRAULIC / HYDROSTATIC FLUID	
BOB-TACH (POWER - OPTION).....	10-01, 50-01	SPECIFICATIONS.....	SPEC-01
BOB-TACH (POWER) BLOCK.....	20-01	HYDRAULIC PUMP (STANDARD).....	20-01
BRAKE.....	40-01	HYDRAULIC PUMP (STANDARD) (HIGH FLOW)..	20-01
BUCKET POSITION VALVE	20-01	HYDRAULIC PUMP (SJC) (HI FLOW).....	20-01
		HYDRAULIC PUMP (SJC)	20-01
CAB DOOR.....	50-01	HYDRAULIC / HYDROSTATIC FILTERS	20-01
CALIBRATION		HYDRAULIC SYSTEM INFORMATION	20-01
(SELECTABLE JOYSTICK CONTROL) (SJC)	60-01	HYDROSTATIC MOTOR	30-01
CAMSHAFT AND TIMING GEARS.....	70-01	HYDROSTATIC PUMP	30-01
CHARGE PRESSURE.....	30-01	HYDROSTATIC PUMP (SJC).....	30-01
COMPRESSOR	80-01	HYDROSTATIC SYSTEM INFORMATION	30-01
CONDENSER	80-01		
CONTROL HANDLE / LEVER.....	50-01	INSTRUMENT PANEL.....	60-01
CONTROL HANDLE / LEVER (ACS)	50-01	JOYSTICK CONTROL	50-01
CONTROL HANDLE / LEVER (SJC).....	50-01		
CONTROL PANEL (SJC).....	50-01	LIFT ARM	50-01
CONTROL PANEL.....	50-01	LIFT ARM BYPASS CONTROL VALVE	20-01
CONTROL PEDALS AND LINKAGES.....	50-01	LIFT ARM SUPPORT DEVICE	10-01
CONTROL PEDALS (ACS)	50-01	LIFTING AND BLOCKING THE LOADER.....	10-01
CONTROL SYSTEM (ACS).....	60-01	LIGHTS	60-01
CONVERSIONS	SPEC-01	T300 LOADER SPECIFICATIONS.....	SPEC-01
CRANKSHAFT AND PISTONS	70-01	LOADER STORAGE AND RETURN	
CYLINDER HEAD.....	70-01	TO SERVICE.....	SPEC-01
CYLINDER (LIFT).....	20-01	LUBRICATION SYSTEM.....	70-01
CYLINDER (BOB-TACH)	20-01	LUBRICATING THE LOADER.....	10-01
CYLINDER (TILT)	20-01		
		MAIN RELIEF VALVE	20-01
DIAGNOSTICS SERVICE CODES	60-01	MUFFLER.....	70-01
DRIVE BELT	30-01		
ELECTRICAL / HYDRAULIC CONTROLS	60-01	OIL COOLER.....	20-01
ELECTRICAL / HYDRAULIC CONTROLS (SJC)...	60-01	OPERATOR CAB	10-01, 50-01
ELECTRICAL SYSTEM INFORMATION	60-01	OPERATOR SEAT - SUSPENSION.....	50-01
ENGINE COOLING SYSTEM.....	10-01, 70-01		
ENGINE INFORMATION	70-01	PIVOT PINS	10-01
ENGINE LUBRICATION SYSTEM.....	10-01	PRESSURE RELIEF VALVE	80-01
ENGINE SPEED CONTROL	70-01		
ENGINE SPEED CONTROL (SJC)	70-01	REAR AUXILIARY DIVERTER VALVE.....	20-01
EVAPORATOR.....	80-01	REAR DOOR	50-01
EVAPORATOR / HEATER UNIT	80-01	REAR GRILL	50-01
EXHAUST GAS RECIRCULATION (EGR)		RECEIVER / DRIER	80-01
SYSTEM	80-01	REGULAR MAINTENANCE	80-01
EXPANSION VALVE	80-01	REMOTE START TOOL KIT-MEL1563	10-01
		REMOTE START TOOL (SERVICE TOOL)	
		KIT-6689779	10-01

Dealer Copy -- Not for Resale



Thank you very much
for your reading.
Please click here
to get more information.