



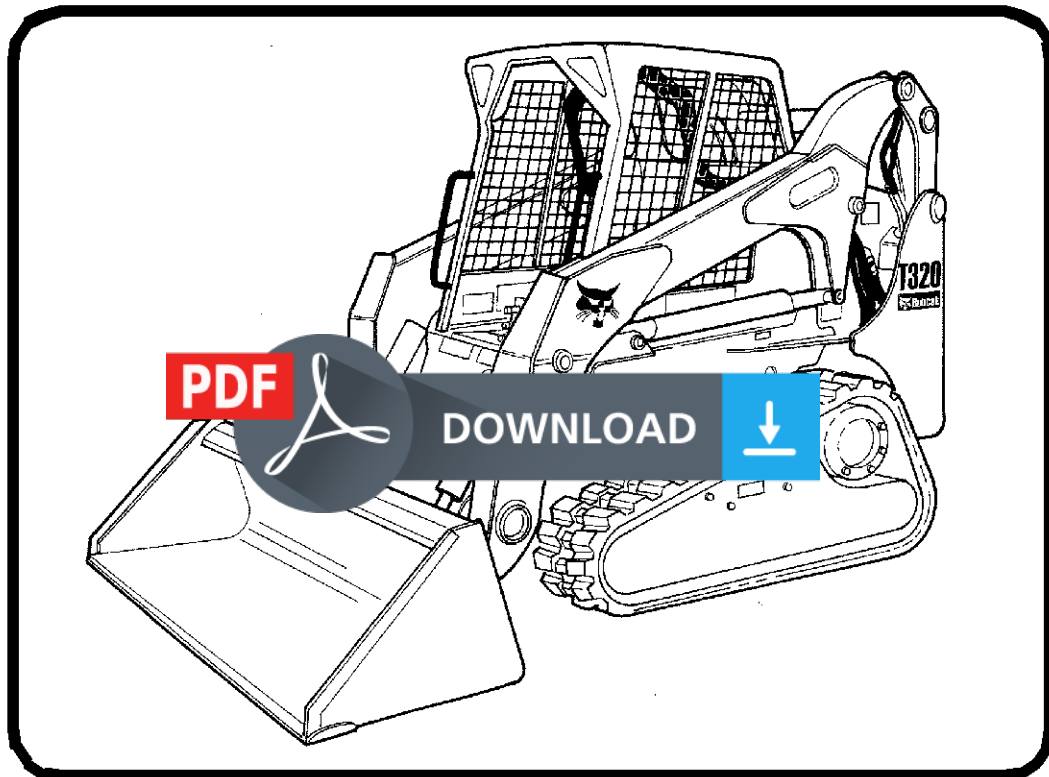
# Bobcat®

---

## Service Manual T320 Compact Track Loader

---

S/N A7MP60001 & Above  
S/N AAKZ11001 & Above



Dealer Copy -- Not for Resale

EQUIPPED WITH  
BOBCAT INTERLOCK  
CONTROL SYSTEM (BICS™)





# MAINTENANCE SAFETY




## WARNING

Instructions are necessary before operating or servicing machine. Read and understand the Operation & Maintenance Manual, Operator's Handbook and signs (decals) on machine. Follow warnings and instructions in the manuals when making repairs, adjustments or servicing. Check for correct function after adjustments, repairs or service. Untrained operators and failure to follow instructions can cause injury or death.

W-2003-0807

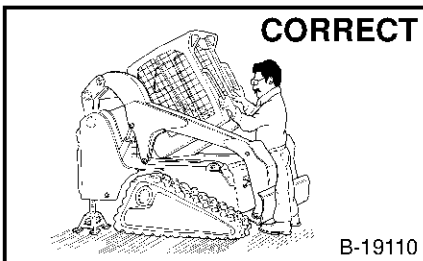


**Safety Alert Symbol:** This symbol with a warning statement, means: "Warning, be alert! Your safety is involved!" Carefully read the message that follows.




P-90216

⚠ Never service the Bobcat Compact Track Loader without instructions.




B-19110

⚠ Use the correct procedure to lift to lower operator cab.



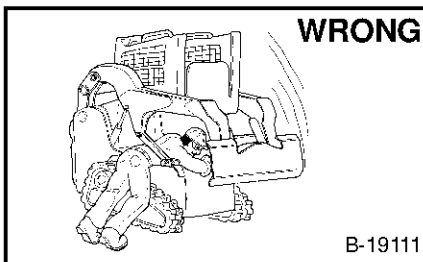
B-19109

⚠ Cleaning and maintenance are required daily.



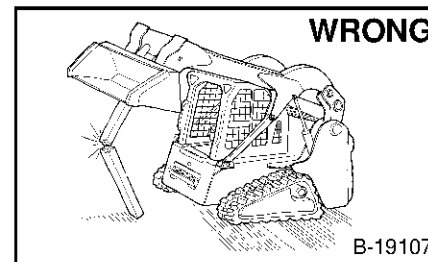
B-19108

- ⚠ Have good ventilation when welding or grinding painted parts.
- ⚠ Wear dust mask when grinding painted parts. Toxic dust and gas can be produced.
- ⚠ Avoid exhaust fume leaks which can kill without warning. Exhaust system must be tightly sealed.




B-19111

⚠ Disconnecting or loosening any hydraulic tubeline, hose, fitting, component or a part failure can cause lift arms to drop. Do not go under lift arms when raised unless supported by an approved lift arm support device. Replace it if damaged.



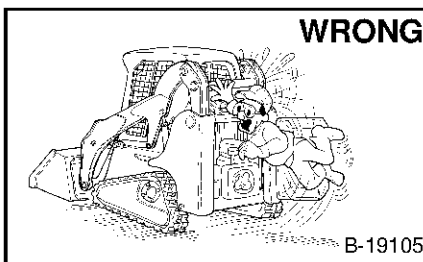
B-19107

- ⚠ Never work on loader with lift arms up unless lift arms are held by an approved lift arm support device. Replace if damaged.
- ⚠ Never modify equipment or add attachments not approved by Bobcat Company.



B-19106

- ⚠ Stop, cool and clean engine of flammable materials before checking fluids.
- ⚠ Never service or adjust loader with the engine running unless instructed to do so in the manual.
- ⚠ Avoid contact with leaking hydraulic fluid or diesel fuel under pressure. It can penetrate the skin or eyes.
- ⚠ Never fill fuel tank with engine running, while smoking or when near open flame.



B-19105

- ⚠ Keep body, jewelry and clothing away from moving parts, electrical contact, hot parts and exhaust.
- ⚠ Wear eye protection to guard from battery acid, compressed springs, fluids under pressure and flying debris when engines are running or tools are used. Use eye protection approved for type of welding.
- ⚠ Keep rear door closed except for service. Close and latch door before operating the loader.



B-6589

- ⚠ Lead-acid batteries produce flammable and explosive gases.
- ⚠ Keep arcs, sparks, flames and lighted tobacco away from batteries.
- ⚠ Batteries contain acid which burns eyes or skin on contact. Wear protective clothing. If acid contacts body, flush well with water. For eye contact flush well and get immediate medical attention.

Maintenance procedures which are given in the Operation & Maintenance Manual can be performed by the owner/operator without any specific technical training. Maintenance procedures which are **not** in the Operation & Maintenance Manual must be performed **ONLY BY QUALIFIED BOBCAT SERVICE PERSONNEL**. Always use **genuine Bobcat replacement parts**. The Service Safety Training Course is available from your Bobcat dealer.

MSW24-0409

Dealer Copy -- Not for Resale



**Bobcat®**

## ALPHABETICAL INDEX

ACCESS PANEL (INSIDE) .....	50-01	ENGINE SPEED CONTROL .....	70-01
ACCESS PANEL (INSIDE) (SJC) .....	50-01	ENGINE SPEED CONTROL (SJC) .....	70-01
AIR CLEANER .....	70-01	EVAPORATOR COIL .....	80-01
AIR CLEANER SERVICE .....	10-01	EVAPORATOR / HEATER UNIT .....	80-01
AIR CONDITIONING SYSTEM FLOW .....	80-01	EXPANSION VALVE .....	80-01
ALTERNATOR .....	60-01	FLYWHEEL AND HOUSING .....	70-01
		FLYWHEEL RPM SENSOR .....	60-01
BACK-UP ALARM SYSTEM .....	60-01	FRONT AUXILIARY HYDRAULIC COUPLER	
BATTERY .....	60-01	BLOCK .....	20-01
BOBCAT CONTROLLER (ACS) .....	60-01	FUEL SYSTEM .....	10-01, 70-01
BOBCAT CONTROLLER		FUEL TANK .....	50-01
(GATEWAY AND AUXILIARY) .....	60-01		
BOBCAT CONTROLLER (SJC) (DRIVE) .....	60-01	HEATER COIL .....	80-01
BOBCAT INTERLOCK CONTROL SYSTEM		HEATER VALVE .....	80-01
(BICS™) .....	60-01	HYDRAULIC CONNECTION	
BLOWER FAN .....	80-01	SPECIFICATIONS .....	SPEC-01
BOB-TACH (HAND LEVER) .....	10-01, 50-01	HYDRAULIC CONTROL VALVE (ACS) OR (SJC) ..	20-01
BOB-TACH (POWER) .....	10-01, 50-01	HYDRAULIC CONTROL VALVE (STANDARD) .....	20-01
BOB-TACH (POWER) BLOCK .....	20-01	HYDRAULIC FLUID RESERVOIR .....	20-01
BRAKE .....	40-01	HYDRAULIC / HYDROSTATIC SYSTEM .....	10-01
BUCKET POSITION VALVE .....	20-01	HYDRAULIC / HYDROSTATIC FILTERS .....	20-01
		HYDRAULIC / HYDROSTATIC FLUID	
CAB DOOR .....	50-01	SPECIFICATIONS .....	SPEC-01
CALIBRATION .....	60-01	HYDRAULIC PUMP (SJC) .....	20-01
CAMSHAFT AND TIMING GEARS .....	70-01	HYDRAULIC PUMP (SJC) (HIGH FLOW) .....	20-01
CASE DRAIN FILTER .....	30-01	HYDRAULIC PUMP (STANDARD) .....	20-01
CHARGE PRESSURE .....	30-01	HYDRAULIC PUMP (STANDARD) (HIGH FLOW) ..	20-01
COMPRESSOR .....	80-01	HYDRAULIC SYSTEM INFORMATION .....	20-01
CONDENSER .....	80-01	HYDROSTATIC DRIVE MOTOR .....	30-01
CONTROL HANDLE / LEVER .....	50-01	HYDROSTATIC PUMP .....	30-01
CONTROL HANDLE / LEVER (ACS) .....	50-01	HYDROSTATIC PUMP (SJC) .....	30-01
CONTROL HANDLE / LEVER (SJC) .....	50-01	HYDROSTATIC SYSTEM INFORMATION .....	30-01
CONTROL PANEL .....	50-01		
CONTROL PANEL (SJC) .....	50-01	INSTRUMENT PANELS .....	60-01
CONTROL PANEL SETUP .....	60-01		
CONTROL PEDALS AND LINKAGES .....	50-01	LIFT ARMS .....	50-01
CONTROL PEDALS (ACS) .....	50-01	LIFT ARM BYPASS CONTROL VALVE .....	20-01
CONTROL SYSTEM (ACS) .....	60-01	LIFT ARM SUPPORT DEVICE .....	10-01
CONVERSIONS .....	SPEC-01	LIFTING AND BLOCKING THE LOADER .....	10-01
CRANKSHAFT AND PISTONS .....	70-01	LIGHTS .....	60-01
CYLINDER HEAD .....	70-01	(T320) LOADER SPECIFICATIONS .....	SPEC-01
CYLINDER (BOB-TACH) .....	20-01	LOADER STORAGE AND RETURN	
CYLINDER (LIFT) .....	20-01	TO SERVICE .....	10-01
CYLINDER (TILT) .....	20-01	LUBRICATION SYSTEM .....	70-01
		LUBRICATING THE LOADER .....	10-01
DIAGNOSTICS SERVICE CODES .....	60-01		
DRIVE BELT .....	30-01	MAINTENANCE CLOCK .....	60-01
		MAIN RELIEF VALVE .....	20-01
ELECTRICAL / HYDRAULIC CONTROLS .....	60-01	MUFFLER .....	70-01
ELECTRICAL / HYDRAULIC CONTROLS (ACS) ..	60-01		
ELECTRICAL / HYDRAULIC CONTROLS (SJC) ..	60-01		
ELECTRICAL SYSTEM INFORMATION .....	60-01		
EMERGENCY EXIT .....	10-01		
ENGINE COOLING SYSTEM .....	10-01, 70-01		
ENGINE INFORMATION .....	70-01		
ENGINE LUBRICATION SYSTEM .....	10-01		

Dealer Copy -- Not for Resale



Thank you very much  
for your reading.  
Please click here  
to get more information.