

Bobcat®

Service Manual

G Series

(S/N 512250001 & Above)
(S/N 512450001 & Above)
(S/N 512620001 & Above)



Dealer Copy -- Not for Resale

EQUIPPED WITH
BOBCAT INTERLOCK
CONTROL SYSTEM (BICS™)

6900977 (2-06)

 **Ingersoll Rand**
Compact Vehicle Technologies
Printed in U.S.A.

© Bobcat Company 2006

MAINTENANCE SAFETY



WARNING


Instructions are necessary before operating or servicing machine. Read and understand the Operation & Maintenance Manual, Operator's Handbook and signs (decals) on machine. Follow warnings and instructions in the manuals when making repairs, adjustments or servicing. Check for correct function after adjustments, repairs or service. Untrained operators and failure to follow instructions can cause injury or death.

W-2003-0903



Safety Alert Symbol: This symbol with a warning statement, means: "Warning, be alert! Your safety is involved!" Carefully read the message that follows.

CORRECT




B-10731a



Never service the Bobcat Skid-Steer Loader without instructions.

CORRECT




B-15590



Use the correct procedure to lift or lower operator cab.

CORRECT




B-15591



Cleaning and maintenance are required daily.

WRONG



B-15592



Have good ventilation when welding or grinding painted parts.




Wear dust mask when grinding painted parts. Toxic dust and gas can be produced.



Avoid exhaust fume leaks which can kill without warning. Exhaust system must be tightly sealed.

WRONG

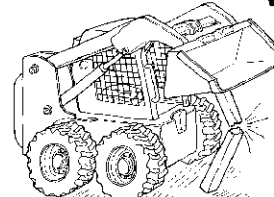


B-15593



Disconnecting or loosening any hydraulic tubeline, hose, fitting, component or a part failure can cause lift arms to drop. Do not go under lift arms when raised unless supported by an approved lift arm support device. Replace it if damaged.

WRONG



B-15599




Never work on loader with lift arms up unless lift arms are held by an approved lift arm support device. Replace if damaged.



Never modify equipment or add attachments not approved by Bobcat Company.

WRONG



B-15600



Stop, cool and clean engine of flammable materials before checking fluids.



Never service or adjust loader with the engine running unless instructed to do so in the manual.




Avoid contact with leaking hydraulic fluid or diesel fuel under pressure. It can penetrate the skin or eyes.



Never fill fuel tank with engine running, while smoking or when near open flame.

WRONG



B-15601



Keep body, jewelry and clothing away from moving parts, electrical contact, hot parts and exhaust.



Wear eye protection to guard from battery acid, compressed springs, fluids under pressure and flying debris when engines are running or tools are used. Use eye protection approved for type of welding.



Keep rear door closed except for service. Close and latch door before operating the loader.

WRONG



B-6589



Lead-acid batteries produce flammable and explosive gases.



Keep arcs, sparks, flames and lighted tobacco away from batteries.



Batteries contain acid which burns eyes or skin on contact. Wear protective clothing. If acid contacts body, flush well with water. For eye contact flush well and get immediate medical attention.

Maintenance procedures which are given in the Operation & Maintenance Manual can be performed by the owner/operator without any specific technical training. Maintenance procedures which are **not** in the Operation & Maintenance Manual must be performed **ONLY BY QUALIFIED BOBCAT SERVICE PERSONNEL**. Always use genuine Bobcat replacement parts. The Service Safety Training Course is available from your Bobcat dealer.

MSW08-0805

Dealer Copy -- Not for Resale



Bobcat®

ALPHABETICAL INDEX

ADVANCED CONTROL SYSTEM.....	60-01	HYDRAULIC/HYDROSTAIC	
ADVANCED HAND CONTROL SYSTEM.....	60-01	FLUID SPECIFICATIONS.....	SPEC-01
AIR CLEANER	70-01	HYDRAULIC PUMP	20-01
AIR CLEANER SERVICE	10-01	HYDRAULIC/HYDROSTATIC SYSTEM.....	10-01
ALTERNATOR	60-01	HYDRAULIC SYSTEM INFORMATION	20-01
		HYDROSTATIC MOTOR	30-01
BASIC TROUBLESHOOTING	80-01	HYDROSTATIC PUMP	30-01
BATTERY.....	60-01	HYDROSTATIC SYSTEM INFORMATION	30-01
BOBCAT INTERLOCK			
CONTROL SYSTEM (BICS™)	60-01	INSTRUMENT PANEL.....	60-01
BOB-TACH	10-01, 50-01		
BRAKE.....	40-01	LIFT ARM	50-01
BUCKET POSITION VALVE	20-01	LIFT ARM BY-PASS CONTROL VALVE.....	20-01
		LIFT ARM SUPPORT DEVICE	10-01
CHAINCASE	40-01	LIFTING AND BLOCKING THE LOADER.....	10-01
CHARGE PRESSURE.....	30-01	LIGHTS	60-01
COMPONENTS	80-01	LOADER SPECIFICATIONS	SPEC-01
CONTROL HANDLE	50-01	LUBRICATION OF THE BOBCAT LOADER	10-01
CONTROL PANEL	50-01		
CONTROL PEDALS	50-01		
CONVERSIONS	SPEC-01	MAIN RELIEF VALVE	20-01
COOLING FAN	70-01	MUFFLER.....	70-01
CYLINDER(S)	20-01		
		OIL COOLER.....	30-01
DIAGNOSTICS	60-01	OPERATOR CAB	10-01, 50-01
DRIVE BELT	30-01	OPERATOR SEAT	50-01
DRIVE COMPONENTS	40-01		
		POWER BOB-TACH BLOCK.....	20-01
ELECTRICAL/HYD. CONTROLS REFERENCE	60-01		
ELECTRICAL SYSTEM INFORMATION	60-01	REAR AXULIARY DIVERTER.....	20-01
ENGINE	70-01	REAR DOOR.....	50-01
ENGINE COMPONENTS AND TESTING	70-01	REAR GRILL	50-01
ENGINE COOLING SYSTEM.....	10-01	RECONDITIONING THE ENGINE	70-01
ENGINE LUBRICATION SYSTEM.....	10-01	REGULAR MAINTENANCE	80-01
ENGINE SPECIFICATIONS	SPEC-01	REMOTE START	10-01
ENGINE SPEED CONTROL	70-01	RPM SENSOR	70-01
FAN GEARBOX	10-01	SEAT BAR	50-01
FINAL DRIVE TRANSMISSION (CHAINCASE)	10-01	SEAT BAR SENSOR	60-01
FLYWHEEL AND HOUSING	70-01	SELECT VALVE.....	20-01
FRONT AUXILIARY PRESSURE RELIEF BLOCK	20-01	SERVICE SCHEDULE	10-01
FRONT AUXILIARY HYDRAULIC		SPARK ARRESTOR MUFFLER.....	10-01
COUPLER BLOCK	20-01	STARTER	60-01
FUEL SYSTEM.....	10-01	SYSTEM TROUBLESHOOTING CHART	80-01
FUEL TANK.....	50-01		
		TIRE MAINTENANCE	10-01
HEATER UNIT	80-01	TORQUE SPECIFICATIONS FOR BOLTS ...	SPEC-01
HEATER COIL	80-01	TOWING THE LOADER.....	10-01
HEATER FAN.....	80-01	TRACTION LOCK	60-01
HEATER VALVE.....	80-01	TRANSPORTING THE BOBCAT LOADER.....	10-01
HYDRAULIC CONNECTION SPECS.....	SPEC-01	TROUBLESHOOTING	70-01
HYDRAULIC CONTROL VALVE.....	20-01		
HYDRAULIC FLUID RESERVOIR.....	20-01		
HYDRAULIC/HYDROSTATIC FILTER.....	20-01		



Thank you very much
for your reading.
Please click here
to get more information.