



Bobcat®

Service Manual

S/N 512212001 thru 512249999
S/N 512440001 thru 512449999
S/N 512612001 thru 512619999



PDF

DOWNLOAD

EQUIPPED WITH
BOBCAT INTERLOCK
CONTROL SYSTEM (BICS™)



MAINTENANCE SAFETY



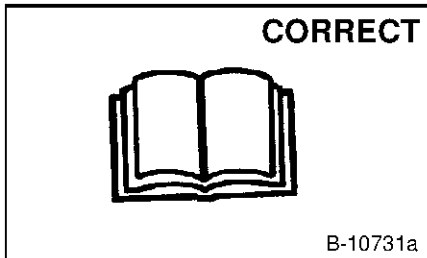
WARNING

Instructions are necessary before operating or servicing machine. Read and understand the Operation & Maintenance Manual, Operator's Handbook and signs (decals) on machine. Follow warnings and instructions in the manuals when making repairs, adjustments or servicing. Check for correct function after adjustments, repairs or service. Untrained operators and failure to follow instructions can cause injury or death.

W-2003-0903




Safety Alert Symbol: This symbol with a warning statement, means: "Warning, be alert! Your safety is involved!" Carefully read the message that follows.




B-10731a

Never service the Bobcat Skid-Steer Loader without instructions.



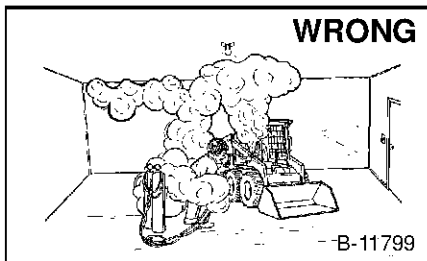
B-12365

Use the correct procedure to lift or lower operator cab.



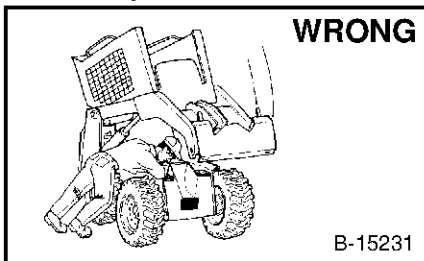
B-7469

Cleaning and maintenance are required daily.



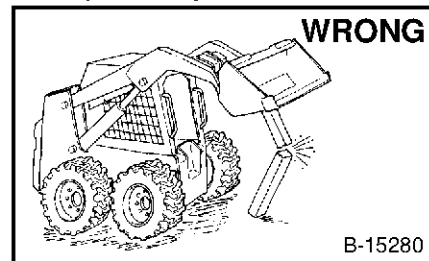
B-11799

- Have good ventilation when welding or grinding painted parts.
- Wear dust mask when grinding painted parts. Toxic dust and gas can be produced.
- Avoid exhaust fume leaks which can kill without warning. Exhaust system must be tightly sealed.




B-15231

Disconnecting or loosening any hydraulic tubeline, hose, fitting, component or a part failure can cause lift arms to drop. Do not go under lift arms when raised unless supported by an approved lift arm support device. Replace it if damaged.



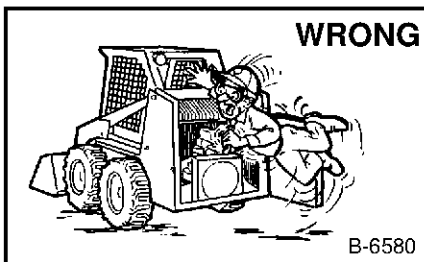
B-15280

- Never work on loader with lift arms up unless lift arms are held by an approved lift arm support device. Replace if damaged.
- Never modify equipment or add attachments not approved by Bobcat Company.




B-6590

- Stop, cool and clean engine of flammable materials before checking fluids.
- Never service or adjust loader with the engine running unless instructed to do so in the manual.
- Avoid contact with leaking hydraulic fluid or diesel fuel under pressure. It can penetrate the skin or eyes.
- Never fill fuel tank with engine running, while smoking or when near open flame.



B-6580

- Keep body, jewelry and clothing away from moving parts, electrical contact, hot parts and exhaust.
- Wear eye protection to guard from battery acid, compressed springs, fluids under pressure and flying debris when engines are running or tools are used. Use eye protection approved for type of welding.
- Keep rear door closed except for service. Close and latch door before operating the loader.



B-6589

- Lead-acid batteries produce flammable and explosive gases.
- Keep arcs, sparks, flames and lighted tobacco away from batteries.
- Batteries contain acid which burns eyes or skin on contact. Wear protective clothing. If acid contacts body, flush well with water. For eye contact flush well and get immediate medical attention.

Maintenance procedures which are given in the Operation & Maintenance Manual can be performed by the owner/operator without any specific technical training. Maintenance procedures which are **not** in the Operation & Maintenance Manual must be performed **ONLY BY QUALIFIED BOBCAT SERVICE PERSONNEL**. Always use genuine Bobcat replacement parts. The Service Safety Training Course is available from your Bobcat dealer.

MSW01-0805



Bobcat®

ALPHABETICAL INDEX

ACTUATORS	10-1	LIFT ARM SUPPORT DEVICE	1-1
ACTUATOR VOLTAGE TEST	10-1	LIFT ARMS	5-1
A.H.C. COMPONENTS	10-1	LIFT CYLINDER(S)	2-1
A.H.C./PWM CONTROLLER	10-1	LIFT LOCK BY-PASS VALVE	2-1
A.H.C. HANDLE	10-1	LIFTING AND BLOCKING THE LOADER	1-1
A.H.C. STEERING LEVER	10-1	LIFTING THE LOADER	1-1
AIR CLEANER	7-1	LOADER SPECIFICATIONS - 763	9-1
AIR CLEANER SERVICE	1-1	LUBRICATING THE LOADER	1-1
ALTERNATOR	6-1	MONITOR SERVICE CODES	8-1
ALTERNATOR BELT	1-1	MOTOR CARRIER	4-1
AXLE SEAL	4-1	OIL COOLER	3-1
AXLE, SPROCKET AND BEARINGS	4-1	OIL PUMP	7-1
BATTERY	6-1	OPERATOR CAB	1-1, 5-1
BICS™ SYSTEM CONTROLLER	8-1	OPERATOR CAB GAS CYLINDER	5-1
BICS VALVE	2-1	OPERATOR SEAT	5-1
BLOWER HOUSING/FAN GEARBOX	7-1	PARKING BRAKE	4-1
BOBCAT INTERLOCK		PARKING BRAKE DISC	4-1
CONTROL SYSTEM (BICS™)	8-1, 10-1	PEDAL INTERLOCK LINKAGE	2-1
BOB-TACH	1-1, 5-1	PISTON AND CONNECTING ROD	7-1
BOSS® DIAGNOSTIC TOOL	8-1	RADIATOR	7-1
BOSS® INSTRUMENT PANEL	8-1	REAR DOOR	5-1
CHAINCASE COVERS	4-1	REAR GRILL	5-1
CHAINCASE FLUID	4-1	REAR LIGHTS	5-1
CONTROL PANEL	3-1	RELAY SWITCHES	6-1
CONTROL PEDALS	2-1	REMOTE START SWITCH	1-1
CRANKSHAFT AND BEARINGS	7-1	ROCKER ARM AND SHAFT	7-1
CRANKSHAFT GEAR	7-1	RPM SENSOR	8-1
CYLINDER BORE	7-1	SEAT BAR (W/COMPRESSION SPRINGS)	5-1
CYLINDER HEAD	7-1	SEAT BAR (W/GAS CYLINDER)	5-1
DECIMAL & MILLIMETER EQUIVALENTS	9-1	SEAT BAR RESTRAINT SYSTEM	1-1
DRIVE BELT	1-1	SEAT BAR SENSOR	8-1
DRIVE BELT HOUSING	3-1	SEAT SENSOR	8-1
DRIVE CHAIN	4-1	SELECT VALVE (763H)	2-1
ELECTRICAL/HYDRAULIC (CONTROL REF.)	8-1	SENDER AND SENSOR	8-1
ELECTRICAL SYSTEM INFORMATION	6-1	SERVICE SCHEDULE	1-1
ENGINE	7-1	SPARK ARRESTOR MUFFLER	1-1
ENGINE COMPRESSION	7-1	SPRING LOADED DRIVE BELT TENSIONER	
ENGINE COOLING SYSTEM	1-1	PULLEY	3-1
ENGINE LUBRICATION SYSTEM	1-1	STANDARD INSTRUMENT PANEL	6-1
ENGINE MUFFLER	7-1	STANDARD TORQUE SPECIFICATIONS	
ENGINE SPECIFICATIONS	9-1	FOR BOLTS	9-1
ENGINE SPEED CONTROL	7-1	STARTER (DELCO REMY)	6-1
FAN GEARBOX	1-1, 7-1	STARTER (DENSO)	6-1
FINAL DRIVE TRANSMISSION (CHAINCASE)	1-1	STEERING LINKAGE	3-1
FIXED DRIVE BELT TENSIONER PULLEY	3-1	SWITCH HANDLE	10-1
FLYWHEEL	7-1	STOPPING THE BOBCAT LOADER	1-1
FRONT LIGHTS	6-1	TILT LOCK VALVE	2-1
FUEL CAMSHAFT	7-1	TILT CYLINDER	2-1
FUEL INJECTION NOZZLES	7-1	TIMING GEARS	7-1
FUEL INJECTION PUMP	7-1	TIMING GEARCASE COVER	7-1
FUEL SYSTEM	1-1	TIRE MAINTENANCE	1-1
FUEL TANK	5-1	TORQUE SPECIFICATIONS FOR LOADER	9-1
GLOW PLUGS	7-1	TOWING THE LOADER	1-1
HANDLE CONTROL UNIT	10-1	TRACTION LOCK	8-1
HYDRAULIC CONTROL VALVE	2-1	TRACTION LOCK GUIDES	4-1
HYDRAULIC CONTROL VALVE (AHC)	10-1	TRANSPORTING THE LOADER	1-1
HYDRAULIC CYLINDER IDENTIFICATION	2-1	TROUBLESHOOTING	2-1, 3-1, 6-1, 7-1, 10-1
HYDRAULIC CYLINDERS	2-1	TROUBLESHOOTING	
HYDRAULIC FILTER HOUSING	2-1	THE BOSS® & L.C.D. DISPLAY	8-1
HYDRAULIC FLUID RESERVOIR	2-1	U.S. TO METRIC CONVERSION	9-1
HYDRAULIC/HYDROSTATIC		VALVE, VALVE SEAT AND GUIDE	7-1
FLUID SPECIFICATIONS	9-1	WATER PUMP	7-1
HYDRAULIC/HYDROSTATIC SYSTEM	1-1		
HYDRAULIC PUMP	2-1		
HYDRAULIC SYSTEM INFORMATION	9-1		
HYDROSTATIC DRIVE MOTOR	3-1		
HYDROSTATIC DRIVE MOTOR 30 SERIES	3-1		
HYDROSTATIC PUMP	3-1		
HYDROSTATIC SYSTEM INFORMATION	3-1		
IDLER GEAR AND CAMSHAFT	7-1		

Dealer Copy -- Not for Resale



Thank you very much
for your reading.
Please click here
to get more information.