

**773**

**773**

**HIGH FLOW**

**TURBO**

**773**



# **Bobcat® Service Manual**

## **G Series**

**(S/N 517611001 & Above)  
(S/N 518011001 & Above)  
(S/N 518111001 & Above)  
(S/N 519011001 & Above)  
(S/N 519211001 & Above)  
(S/N 500 K 11001 & Above)**

**PDF**



**DOWNLOAD**



**EQUIPPED WITH  
BOBCAT INTERLOCK  
CONTROL SYSTEM (BICS™)**



# MAINTENANCE SAFETY



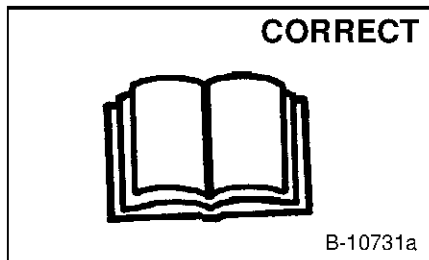
## WARNING

Instructions are necessary before operating or servicing machine. Read and understand the Operation & Maintenance Manual, Operator's Handbook and signs (decals) on machine. Follow warnings and instructions in the manuals when making repairs, adjustments or servicing. Check for correct function after adjustments, repairs or service. Untrained operators and failure to follow instructions can cause injury or death.

W-2003-0903




**Safety Alert Symbol:** This symbol with a warning statement, means: "Warning, be alert! Your safety is involved!" Carefully read the message that follows.




B-10731a

Never service the Bobcat Skid-Steer Loader without instructions.




B-15535

Use the correct procedure to lift or lower operator cab.



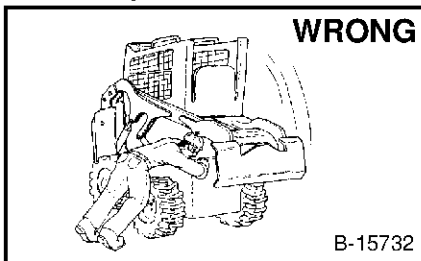
B-15524

Cleaning and maintenance are required daily.



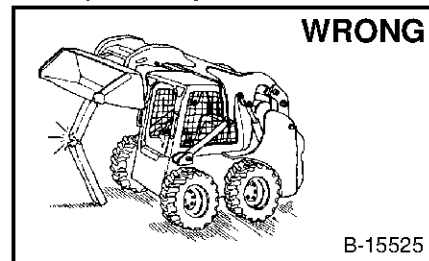
B-15734

- Have good ventilation when welding or grinding painted parts.
- Wear dust mask when grinding painted parts. Toxic dust and gas can be produced.
- Avoid exhaust fume leaks which can kill without warning. Exhaust system must be tightly sealed.



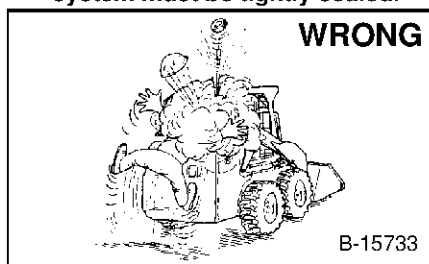
B-15732

Disconnecting or loosening any hydraulic tubeline, hose, fitting, component or a part failure can cause lift arms to drop. Do not go under lift arms when raised unless supported by an approved lift arm support device. Replace it if damaged.




B-15525

- Never work on loader with lift arms up unless lift arms are held by an approved lift arm support device. Replace if damaged.
- Never modify equipment or add attachments not approved by Bobcat Company.



B-15733

- Stop, cool and clean engine of flammable materials before checking fluids.
- Never service or adjust loader with the engine running unless instructed to do so in the manual.
- Avoid contact with leaking hydraulic fluid or diesel fuel under pressure. It can penetrate the skin or eyes.
- Never fill fuel tank with engine running, while smoking or when near open flame.



B-15523

- Keep body, jewelry and clothing away from moving parts, electrical contact, hot parts and exhaust.
- Wear eye protection to guard from battery acid, compressed springs, fluids under pressure and flying debris when engines are running or tools are used. Use eye protection approved for type of welding.
- Keep rear door closed except for service. Close and latch door before operating the loader.



B-6589

- Lead-acid batteries produce flammable and explosive gases.
- Keep arcs, sparks, flames and lighted tobacco away from batteries.
- Batteries contain acid which burns eyes or skin on contact. Wear protective clothing. If acid contacts body, flush well with water. For eye contact flush well and get immediate medical attention.

Maintenance procedures which are given in the Operation & Maintenance Manual can be performed by the owner/operator without any specific technical training. Maintenance procedures which are **not** in the Operation & Maintenance Manual must be performed **ONLY BY QUALIFIED BOBCAT SERVICE PERSONNEL**. Always use genuine Bobcat replacement parts. The Service Safety Training Course is available from your Bobcat dealer.

MSW07-0805

Dealer Copy -- Not for Resale



**Bobcat®**

## ALPHABETICAL INDEX

ACS SYSTEM .....	60-01	GENERAL AIR CONDITIONING SERVICE	
AHC SYSTEM .....	60-01	GUIDELINES .....	80-01
AHC SYSTEM (W/PUSH BUTTON FLOAT) .....	60-01	HEATER COIL .....	80-01
AIR CLEANER .....	70-01	HEATER/AC FAN .....	80-01
AIR CLEANER SERVICE .....	10-01	HEATER VALVE .....	80-01
AIR CONDITIONING SERVICE .....	80-01	HYDRAULIC CONNECTION SPECS .....	SPEC-01
AIR CONDITIONING SYSTEM FLOW .....	80-01	HYDRAULIC CONTROL VALVE .....	20-01
ALTERNATOR .....	60-01	HYDRAULIC FILTER HOUSING .....	20-01
		HYDRAULIC FLUID RESERVOIR .....	20-01
		HYDRAULIC/HYDROSTATIC	
BASIC TROUBLESHOOTING .....	80-01	FLUID SPECIFICATIONS .....	SPEC-01
BATTERY .....	60-01	HYDRAULIC/HYDROSTATIC SYSTEM .....	10-01
BOBCAT CONTROLLER .....	60-01	HYDRAULIC PUMP .....	20-01
BOBCAT INTERLOCK		HYDRAULIC SYSTEM INFORMATION .....	20-01
CONTROL SYSTEM (BICS™) .....	60-01	HYDROSTATIC MOTOR .....	30-01
BOB-TACH .....	10-01, 50-01	HYDROSTATIC PUMP .....	30-01
BRAKE .....	40-01	HYDROSTATIC SYSTEM INFORMATION .....	30-01
BUCKET POSITION VALVE .....	20-01		
		INSTRUMENT PANEL .....	60-01
CHAINCASE .....	40-01		
CHARGE PRESSURE .....	30-01	LIFT ARM .....	50-01
COMPONENTS .....	80-01	LIFT ARM BY-PASS CONTROL VALVE .....	20-01
COMPRESSOR .....	80-01	LIFT ARM SUPPORT DEVICE .....	10-01
CONDENSER .....	80-01	LIFTING AND BLOCKING THE LOADER .....	10-01
CONTROL HANDLE .....	50-01	LIGHTS .....	60-01
CONTROL PANEL .....	50-01	LOADER SPECIFICATIONS .....	SPEC-01
CONTROL PEDALS .....	50-01	LUBRICATION OF THE BOBCAT LOADER .....	10-01
CONVERSIONS .....	SPEC-01		
COOLING FAN .....	70-01	MAIN RELIEF VALVE .....	20-01
CYLINDER (LIFT) .....	20-01	MUFFLER .....	70-01
CYLINDER (POWER BOB-TACH) .....	20-01		
CYLINDER (TILT) .....	20-01	OIL COOLER .....	30-01
		OPERATOR CAB .....	10-01, 50-01
DIAGNOSTICS .....	60-01	OPERATOR SEAT .....	50-01
DRIVE BELT .....	30-01	OPERATOR SEAT (SUSPENSION) .....	50-01
DRIVE COMPONENTS .....	40-01		
		POWER BOB-TACH (OPTION) .....	10-01, 50-01
ELECTRICAL/HYD. CONTROLS REF .....	60-01	POWER BOB-TACH BLOCK .....	20-01
ELECTRICAL SYSTEM INFORMATION .....	60-01	PRESSURE RELIEF VALVE .....	80-01
ENGINE .....	70-01	PRESSURE SWITCH .....	80-01
ENGINE COMPONENTS AND TESTING .....	70-01		
ENGINE COOLING SYSTEM .....	10-01	RADIATOR .....	70-01
ENGINE LUBRICATION SYSTEM .....	10-01	REAR AUXILIARY DIVERTER VALVE .....	20-01
ENGINE SPECIFICATIONS .....	SPEC-01	REAR DOOR .....	50-01
ENGINE SPEED CONTROL .....	70-01	REAR GRILL .....	50-01
EVAPORATOR .....	80-01	RECEIVER/DRIER .....	80-01
EVAPORATOR/HEATER UNIT .....	80-01	RECONDITIONING THE ENGINE .....	70-01
EXPANSION VALVE .....	80-01	REGULAR MAINTENANCE .....	80-01
		REMOTE START .....	10-01
FAN GEARBOX .....	10-01		
FINAL DRIVE TRANSMISSION (CHAINCASE) .....	10-01		
FLYWHEEL AND HOUSING .....	70-01		
FRONT AUXILIARY HYD. COUPLER BLOCK .....	20-01		
FRONT AUXILIARY PRESSURE RELIEF BLOCK .....	20-01		
FUEL SYSTEM .....	10-01		
FUEL TANK .....	50-01		



Thank you very much  
for your reading.  
Please click here  
to get more information.