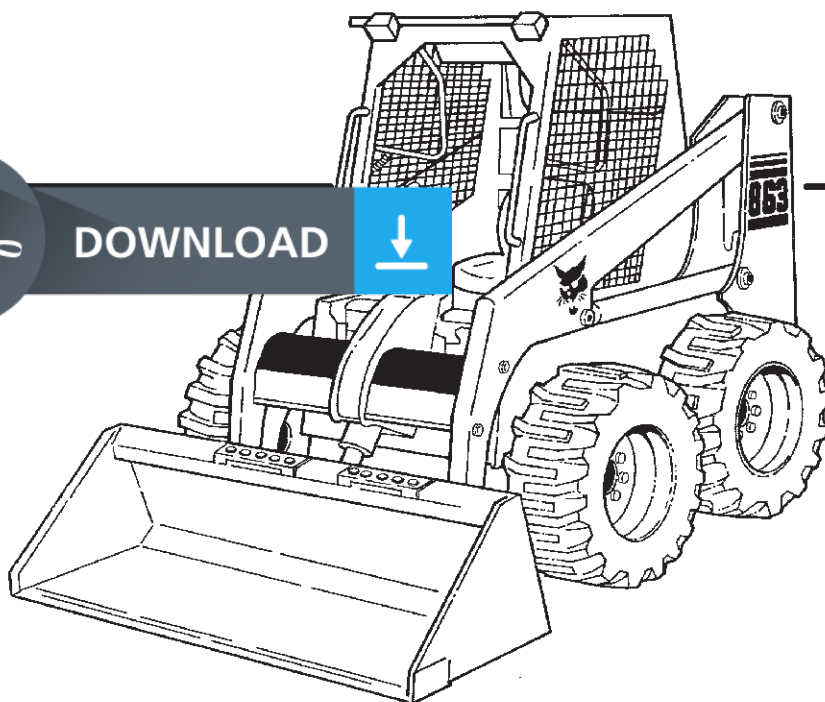


Service Manual

S/N 514425001 & Above
S/N 514525001 & Above
S/N 514625001 & Above



DOWNLOAD



Dealer Copy - Not for Resale

EQUIPPED WITH
BOBCAT INTERLOCK
CONTROL SYSTEM (BICS™)

1 of 550

**MELROE
INGERSOLL-RAND**

6900648(10-98)

Printed in U.S.A.



© Melroe Company 1998

MAINTENANCE SAFETY



WARNING

Instructions are necessary before operating or servicing machine. Read and understand the Operation & Maintenance Manual, Operator's Handbook and signs (decals) on machine. Follow warnings and instructions in the manuals when making repairs, adjustments or servicing. Check for correct function after adjustments, repairs or service. Untrained operators and failure to follow instructions can cause injury or death.

W-2003-0903



Safety Alert Symbol: This symbol with a warning statement, means: "Warning, be alert! Your safety is involved!" Carefully read the message that follows.


CORRECT



B-10731a

- Never service the Bobcat Skid-Steer Loader without instructions.


CORRECT



B-12365

- Use the correct procedure to lift or lower operator cab.


CORRECT



B-7469

- Cleaning and maintenance are required daily.


WRONG



B-11799

- Have good ventilation when welding or grinding painted parts.
- Wear dust mask when grinding painted parts. Toxic dust and gas can be produced.
- Avoid exhaust fume leaks which can kill without warning. Exhaust system must be tightly sealed.


WRONG



B-15231

- Disconnecting or loosening any hydraulic tubeline, hose, fitting, component or a part failure can cause lift arms to drop. Do not go under lift arms when raised unless supported by an approved lift arm support device. Replace it if damaged.

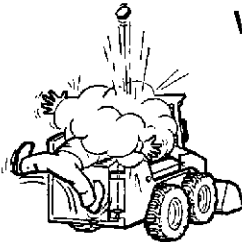
WRONG



B-15280

- Never work on loader with lift arms up unless lift arms are held by an approved lift arm support device. Replace if damaged.
- Never modify equipment or add attachments not approved by Bobcat Company.


WRONG



B-6590

- Stop, cool and clean engine of flammable materials before checking fluids.
- Never service or adjust loader with the engine running unless instructed to do so in the manual.
- Avoid contact with leaking hydraulic fluid or diesel fuel under pressure. It can penetrate the skin or eyes.
- Never fill fuel tank with engine running, while smoking or when near open flame.

WRONG



B-6580

- Keep body, jewelry and clothing away from moving parts, electrical contact, hot parts and exhaust.
- Wear eye protection to guard from battery acid, compressed springs, fluids under pressure and flying debris when engines are running or tools are used. Use eye protection approved for type of welding.
- Keep rear door closed except for service. Close and latch door before operating the loader.

WRONG



B-6589

- Lead-acid batteries produce flammable and explosive gases.
- Keep arcs, sparks, flames and lighted tobacco away from batteries.
- Batteries contain acid which burns eyes or skin on contact. Wear protective clothing. If acid contacts body, flush well with water. For eye contact flush well and get immediate medical attention.

Maintenance procedures which are given in the Operation & Maintenance Manual can be performed by the owner/operator without any specific technical training. Maintenance procedures which are **not** in the Operation & Maintenance Manual must be performed **ONLY BY QUALIFIED BOBCAT SERVICE PERSONNEL**. Always use genuine Bobcat replacement parts. The Service Safety Training Course is available from your Bobcat dealer.

MSW01-0805

Dealer Copy -- Not for Resale



Bobcat®

ALPHABETICAL INDEX

ACTUATORS	10-1	FAN DRIVE TENSION PULLEY	7-1
ACTUATOR VOLTAGE TEST	10-1	FAN GEARBOX	1-1 & 7-1
A.H.C./PWM CONTROLLER	10-1	FINAL DRIVE TRANSMISSION (CHAINCASE)	1-1
A.H.C. HANDLE	10-1	FLYWHEEL	7-1
A.H.C. STEERING LEVER	10-1	FLYWHEEL HOUSING	7-1
AIR CLEANER HOUSING	7-1	FRONT CHAINCASE COVER	4-1
AIR CLEANER SERVICE	1-1	FRONT COVER	7-1
ALTERNATOR	6-1	FRONT LIGHTS	6-1
ALTERNATOR BELT	1-1	FRONT PANEL	3-1
AXLE SEAL	4-1	FUEL INJECTOR	7-1
AXLE, SPROCKET AND BEARINGS	4-1	FUEL INJECTION PUMP	7-1
		FUEL SYSTEM	1-1
		FUEL TANK	5-1
BATTERY	6-1		
BICS™ CONTROL VALVE	2-1	GLOW PLUGS	7-1
BICS™ SYSTEM CONTROLLER	8-1		
BICS™ VALVE	10-1	HANDLE CONTROL VALVE	10-1
BICS™ VALVE ASSEMBLY	2-1	HANDLE CONTROL UNIT	10-1
BLOWER FAN	7-1	HANDLE CONTROL UNIT TEST	10-1
BLOWER HOUSING/FAN GEARBOX	7-1	HYDRAULIC CONNECTION SPECIFICATIONS	9-1
BOBCAT INTERLOCK CONTROL SYSTEM		HYDRAULIC CONTROL VALVE	2-1
(BICS™)	8-1, 10-1	HYDRAULIC CYLINDER	2-1
BOB-TACH	1-1, 5-1	HYDRAULIC FLUID RESERVOIR	2-1
BOSS® DIAGNOSTIC TOOL	8-1	HYDRAULIC PUMP	2-1
BOSS® INSTRUMENT PANEL	8-1	HYDRAULIC PUMP (Double Gear) 863H	2-1
		HYDRAULIC SYSTEM INFORMATION	2-1
CAMSHAFT BEARINGS	7-1	HYDRAULIC/HYDROSTATIC OIL COOLER	3-1
CHAINCASE FLUID	4-1	HYDRAULIC/HYDROSTATIC FLUID SPECS	9-1
CHARGE PUMP	3-1	HYDRAULIC/HYDROSTATIC SYSTEM	1-1
CONNECTING ROD	7-1	HYDROSTATIC FILTER HOUSING	2-1
CONTROL PEDALS	2-1	HYDROSTATIC MOTOR	3-1
CONTROL ROD GUIDE BUSHING	7-1	HYDROSTATIC PUMP	3-1
CONTROL TOWER (M46 Pump & AHC)	3-1	HYDROSTATIC SYSTEM INFORMATION	3-1
COOLING SYSTEM	1-1		
CRANKSHAFT	7-1	LIFT ARM BY-PASS CONTROL VALVE	2-1
CRANKSHAFT GEAR MOUNTING BOLT	7-1	LIFT ARMS	5-1
CYLINDER HEAD	7-1	LIFT ARM SUPPORT DEVICE	1-1
CYLINDER LINERS	7-1	LIFT CYLINDER(S)	2-1
		LIFTING AND BLOCKING THE LOADER	1-1
		LOADER SPECIFICATIONS	9-1
		LUBRICATING THE LOADER	1-1
DECIMAL & MILLIMETER EQUIVALENTS	9-1	MAIN RELIEF VALVE	2-1
DEUTZ ENGINE TOOLS	7-1	MONITOR SERVICE CODE	8-1
DRIVE BELT	3-1	MOTOR CARRIER	3-1
DRIVE BELT SHIELD	3-1		
DRIVE BELT TENSIONER PULLEY	3-1	OIL COOLER	3-1
DRIVE CHAIN	4-1	OPERATION SENSING SYSTEM UNIT	8-1
		OPERATOR CAB	1-1 & 5-1
		OPERATOR CAB GAS CYLINDER	5-1
		OPERATOR SEAT	5-1
ELEC./HYD. CONTROLS REFERENCE	8-1		
ELECTRICAL SYSTEM INFORMATION	6-1	PARKING BRAKE DISC	4-1
ENGINE	7-1	PARKING BRAKE PEDAL	4-1
ENGINE LUBRICATION SYSTEM	1-1	PEDAL INTERLOCK LINKAGE	2-1
ENGINE MOUNTS	7-1	PISTON AND PISTON PIN	7-1
ENGINE MUFFLER	7-1	PWM CONTROL HANDLE	8-1
ENGINE OIL COOLER	7-1	PWM ELECTRIC SOLENOID	8-1
ENGINE SPECIFICATIONS	9-1	PWM MODULE	8-1
ENGINE SPEED CONTROL	7-1	PWM TROUBLESHOOTING	8-1
ENGINE TORQUE	9-1		
		REAR AUXILIARY DEVERTER	2-1
		REAR CHAINCASE COVER	4-1
		REAR COVER SEAL	7-1
		REAR DOOR	5-1
		REAR GRILL	5-1
		RECONDITIONING THE ENGINE	7-1
		RELAY SWITCHES	6-1
		REMOTE START SWITCH	1-1
		ROCKER ARM AND BRACKET	7-1
		RPM SENSOR	8-1

Dealer Copy -- Not for Resale

Continued On Next Page



Thank you very much
for your reading.
Please click here
to get more information.