



# Bobcat®

## Service Manual

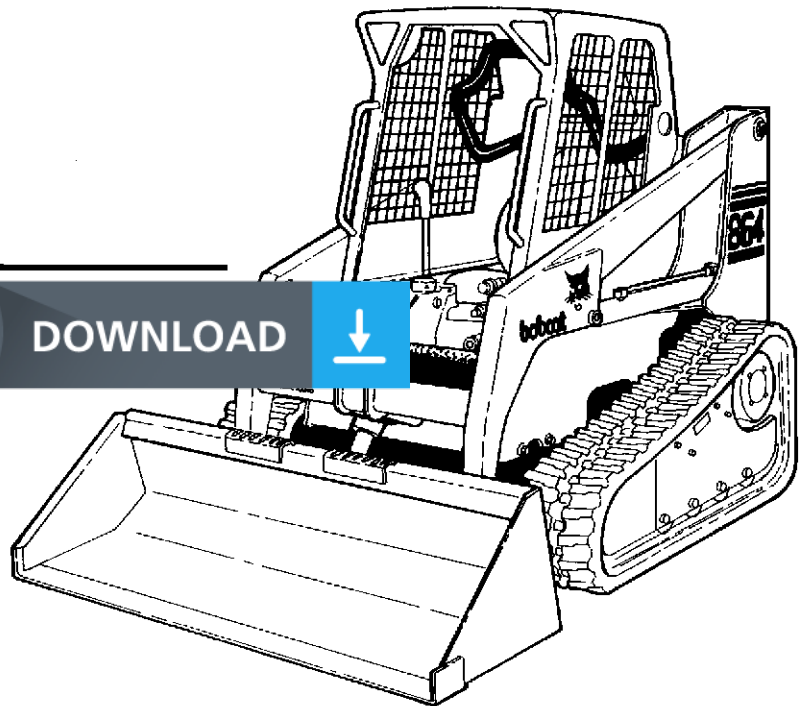
S/N 518911001 - 518914999

S/N 516811001 - 516814999

S/N 517511001 - 517514999



DOWNLOAD



Dealer Copy Not for Resale

EQUIPPED WITH  
BOBCAT INTERLOCK  
CONTROL SYSTEM (BICS™)



Printed in U.S.A.



# MAINTENANCE SAFETY




## WARNING

Instructions are necessary before operating or servicing machine. Read and understand the Operation & Maintenance Manual, Operator's Handbook and signs (decals) on machine. Follow warnings and instructions in the manuals when making repairs, adjustments or servicing. Check for correct function after adjustments, repairs or service. Untrained operators and failure to follow instructions can cause injury or death.

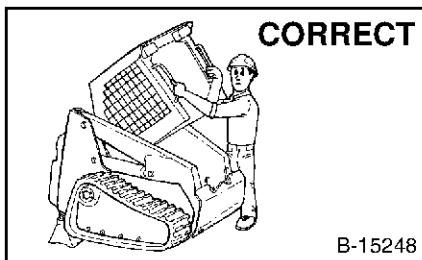
W-2003-0903




**Safety Alert Symbol:** This symbol with a warning statement, means: "Warning, be alert! Your safety is involved!" Carefully read the message that follows.




Never service the Bobcat Compact Track Loader without instructions.



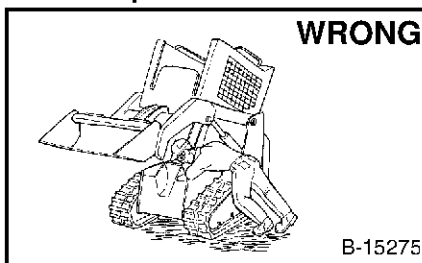
Use the correct procedure to lift or lower operator cab.



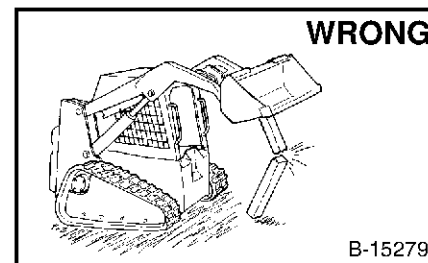
Cleaning and maintenance are required daily.




- Have good ventilation when welding or grinding painted parts.
- Wear dust mask when grinding painted parts. Toxic dust and gas can be produced.
- Avoid exhaust fume leaks which can kill without warning. Exhaust system must be tightly sealed.



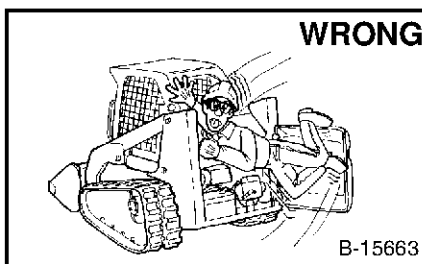
Disconnecting or loosening any hydraulic tubeline, hose, fitting, component or a part failure can cause lift arms to drop. Do not go under lift arms when raised unless supported by an approved lift arm support device. Replace it if damaged.



Never work on loader with lift arms up unless lift arms are held by an approved lift arm support device. Replace if damaged. Never modify equipment or add attachments not approved by Bobcat Company.



- Stop, cool and clean engine of flammable materials before checking fluids.
- Never service or adjust loader with the engine running unless instructed to do so in the manual.
- Avoid contact with leaking hydraulic fluid or diesel fuel under pressure. It can penetrate the skin or eyes.
- Never fill fuel tank with engine running, while smoking or when near open flame.



- Keep body, jewelry and clothing away from moving parts, electrical contact, hot parts and exhaust.
- Wear eye protection to guard from battery acid, compressed springs, fluids under pressure and flying debris when engines are running or tools are used. Use eye protection approved for type of welding.
- Keep rear door closed except for service. Close and latch door before operating the loader.



- Lead-acid batteries produce flammable and explosive gases.
- Keep arcs, sparks, flames and lighted tobacco away from batteries.
- Batteries contain acid which burns eyes or skin on contact. Wear protective clothing. If acid contacts body, flush well with water. For eye contact flush well and get immediate medical attention.

Maintenance procedures which are given in the Operation & Maintenance Manual can be performed by the owner/operator without any specific technical training. Maintenance procedures which are **not** in the Operation & Maintenance Manual must be performed **ONLY BY QUALIFIED BOBCAT SERVICE PERSONNEL**. Always use genuine Bobcat replacement parts. The Service Safety Training Course is available from your Bobcat dealer.

MSW06-0805

Dealer Copy -- Not for Resale



**Bobcat®**

## ALPHABETICAL INDEX

AHC SYSTEM .....	60-01	HYDRAULIC/HYDROSTATIC FILTER .....	20-01
AIR CLEANER .....	70-01	HYDRAULIC/HYDROSTATIC FLUID	
AIR CLEANER SERVICE .....	10-01	SPECIFICATIONS .....	SPEC-01
AIR CONDITIONING SERVICE .....	80-01	HYDRAULIC HYDROSTATIC SYSTEM .....	10-01
AIR CONDITIONING SYSTEM FLOW .....	80-01	HYDRAULIC PUMP .....	20-01
ALTERNATOR .....	60-01	HYDRAULIC SYSTEM INFORMATION .....	20-01
AUXILIARY PRESSURE RELEASE (ACCUMULATOR)		HYDROSTATIC MOTOR .....	30-01
.....	20-01	HYDROSTATIC PUMP .....	30-01
		HYDROSTATIC SYSTEM INFORMATION .....	30-01
BASIC TROUBLESHOOTING .....	80-01		
BATTERY .....	60-01	INSTRUMENT PANEL .....	60-01
BOBCAT CONTROLLER .....	60-01		
BOBCAT INTERLOCK CONTROL SYSTEM (BICS™)		LIFT ARMS .....	50-01
.....	60-01	LIFT ARM SUPPORT DEVICE .....	10-01
BOB-TACH .....	10-01, 50-01	LIFT LOCK BY-PASS CONTROL VALVE .....	20-01
BRAKE .....	40-01	LIFTING AND BLOCKING THE LOADER .....	10-01
BUCKET POSITION VALVE .....	20-01	LIGHTS .....	60-01
		LOADER SPECIFICATIONS .....	SPEC-01
CHARGE PRESSURE .....	30-01	LOADER TORQUE .....	SPEC-01
COOLING FAN .....	70-01	LUBRICATING THE LOADER .....	10-01
COMPONENTS .....	80-01		
COMPRESSOR .....	80-01	MAIN RELIEF VALVE .....	20-01
CONDENSER .....	80-01	MUFFLER .....	70-01
CONTROL PANEL .....	30-01		
CONTROLS .....	20-01	POWER BOB-TACH (OPTION) .....	10-01
CONVERSIONS .....	SPEC-01	POWER BOB-TACH BLOCK .....	20-01
CYLINDER(S) .....	20-01	PRESSURE RELIEF VALVE .....	80-01
		PRESSURE SWITCH .....	80-01
DIAGNOSTICS .....	60-01		
DRIVE BELT .....	30-01	RADIATOR .....	70-01
DRIVE COMPONENTS .....	40-01	REAR AUXILIARY DIVERTER .....	20-01
		REAR DOOR .....	50-01
ELECTRICAL .....	80-01	REAR GRILL .....	50-01
ELECTRICAL/HYD. CONTROLS REFERENCE ....	60-01	RECEIVER/DRIER .....	80-01
ELECTRICAL SYSTEM INFORMATION .....	60-01	RECOMMENDED SERVICE TOOLS .....	80-01
ENGINE & ENGINE MOUNTS .....	70-01	RECONDITIONING THE ENGINE .....	70-01
ENGINE COMPONENTS & TESTING .....	70-01	REGULAR MAINTENANCE .....	80-01
ENGINE COOLING SYSTEM .....	10-01	REMOTE START .....	10-01
ENGINE LUBRICATION SYSTEM .....	10-01		
ENGINE SPECIFICATIONS .....	SPEC-01	SAFETY .....	80-01
ENGINE SPEED CONTROL .....	70-01	SEAT BAR .....	10-01, 50-01
		SEAT BAR SENSOR .....	60-01
FAN GEARBOX .....	10-01	SELECT VALVE .....	20-01
FLYWHEEL AND HOUSING .....	70-01	SERVICE SCHEDULE .....	10-01
FUEL SYSTEM .....	10-01	STANDARD TORQUE SPECIFICATIONS FOR BOLTS	
FUEL TANK .....	50-01	.....	SPEC-01
		STARTER .....	60-01
GENERAL AIR CONDITIONING SERVICE		STEERING .....	30-01
GUIDELINES .....	80-01	SYSTEM CHARGING AND RECLAMATION .....	80-01
		SYSTEM TROUBLESHOOTING CHART .....	80-01
HEATER/AC FAN .....	80-01		
HEATER COIL .....	80-01		
HEATER VALVE .....	80-01		
HYDRAULIC CONNECTION SPECS .....	SPEC-01		
HYDRAULIC CONTROL VALVE .....	20-01		
HYDRAULIC FLUID RESERVOIR .....	20-01		



Thank you very much  
for your reading.  
Please click here  
to get more information.