

8

7

3



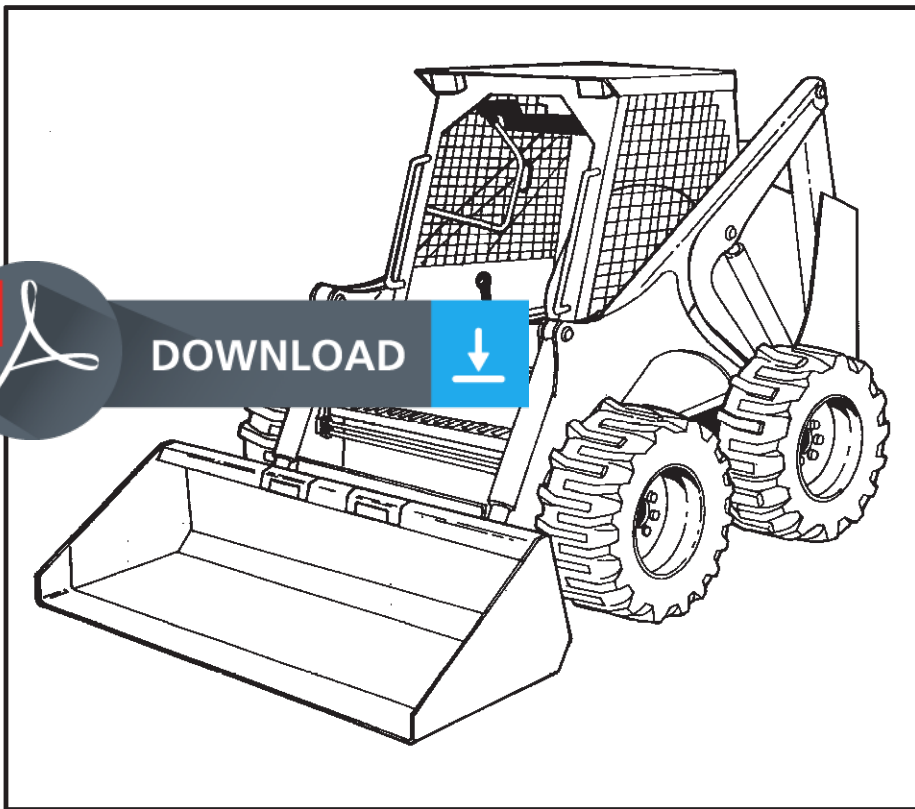
Service Manual

(S/N 514114999 & Below)
(S/N 514212999 & Below)

PDF



DOWNLOAD



EQUIPPED WITH
BOBCAT INTERLOCK
CONTROL SYSTEM (BICS™)

**MELROE
INGERSOLL-RAND**

6724280 (9-96)

Printed in U.S.A.



© Melroe Company 1996

Dealer Copy -- Not for Resale

MAINTENANCE SAFETY



WARNING

Instructions are necessary before operating or servicing machine. Read and understand the Operation & Maintenance Manual, Operator's Handbook and signs (decals) on machine. Follow warnings and instructions in the manuals when making repairs, adjustments or servicing. Check for correct function after adjustments, repairs or service. Untrained operators and failure to follow instructions can cause injury or death.

W-2003-0903



Safety Alert Symbol: This symbol with a warning statement, means: "Warning, be alert! Your safety is involved!" Carefully read the message that follows.


CORRECT



B-10731a

- Never service the Bobcat Skid-Steer Loader without instructions.


CORRECT



B-13573

- Use the correct procedure to lift or lower operator cab.


CORRECT



B-13561

- Cleaning and maintenance are required daily.

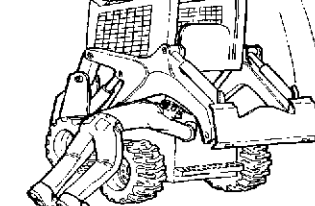
WRONG



B-13574

- Have good ventilation when welding or grinding painted parts.
- Wear dust mask when grinding painted parts. Toxic dust and gas can be produced.
- Avoid exhaust fume leaks which can kill without warning. Exhaust system must be tightly sealed.


WRONG



B-15232

- Disconnecting or loosening any hydraulic tubeline, hose, fitting, component or a part failure can cause lift arms to drop. Do not go under lift arms when raised unless supported by an approved lift arm support device. Replace it if damaged.


WRONG



B-15281

- Never work on loader with lift arms up unless lift arms are held by an approved lift arm support device. Replace if damaged.
- Never modify equipment or add attachments not approved by Bobcat Company.


WRONG



B-13576

- Stop, cool and clean engine of flammable materials before checking fluids.
- Never service or adjust loader with the engine running unless instructed to do so in the manual.
- Avoid contact with leaking hydraulic fluid or diesel fuel under pressure. It can penetrate the skin or eyes.
- Never fill fuel tank with engine running, while smoking or when near open flame.

WRONG



B-13577

- Keep body, jewelry and clothing away from moving parts, electrical contact, hot parts and exhaust.
- Wear eye protection to guard from battery acid, compressed springs, fluids under pressure and flying debris when engines are running or tools are used. Use eye protection approved for type of welding.
- Keep rear door closed except for service. Close and latch door before operating the loader.

WRONG



B-6589

- Lead-acid batteries produce flammable and explosive gases.
- Keep arcs, sparks, flames and lighted tobacco away from batteries.
- Batteries contain acid which burns eyes or skin on contact. Wear protective clothing. If acid contacts body, flush well with water. For eye contact flush well and get immediate medical attention.

Maintenance procedures which are given in the Operation & Maintenance Manual can be performed by the owner/operator without any specific technical training. Maintenance procedures which are **not** in the Operation & Maintenance Manual must be performed **ONLY BY QUALIFIED BOBCAT SERVICE PERSONNEL**. Always use **genuine Bobcat replacement parts**. The Service Safety Training Course is available from your Bobcat dealer.

MSW03-0805

Dealer Copy -- Not for Resale



Bobcat®

ALPHABETICAL INDEX

AIR CLEANER HOUSING	7-1	HYD./HYDRO. FILTER HOUSING BRACKET	2-1
AIR CLEANER SERVICE	1-1	HYDRAULIC/HYDROSTATIC SYSTEM	1-1
ALTERNATOR	6-1	HYDROSTATIC FILTER HOUSING	2-1
ALTERNATOR BELT	1-1	HYDROSTATIC MOTOR	3-1
AXLE SEAL	4-1	HYDROSTATIC PUMP	3-1
AXLE, BEARINGS AND SPROCKET	4-1	HYDROSTATIC SYSTEM INFORMATION	3-1
BATTERY	6-1	LIFT ARM BY-PASS CONTROL VALVE	8-1
BICS™ SYSTEM CONTROLLER	8-1	LIFT ARMS	5-1
BLOWER FAN	7-1	LIFT ARM LINK	5-1
BLOWER HOUSING/FAN GEARBOX	7-1	LIFT ARM STABILIZER BAR	5-1
BOBCAT INTERLOCK CONTROL SYSTEM (BICS™)	8-1	LIFT ARM SUPPORT DEVICE	1-1
BOB-TACH	5-1	LIFT CYLINDER(S)	2-1
BOSS® DIAGNOSTIC TOOL	8-1	LIFT LOCK BY-PASS VALVE	8-1
BOSS® INSTRUMENT PANEL	8-1	LIFTING AND BLOCKING THE LOADER	1-1
BRAKE DISC	4-1	LUBRICATING THE LOADER	1-1
CAMSHAFT BEARINGS	7-1	MAIN RELIEF VALVE	2-1
CHAINCASE FLUID	4-1	MONITOR SERVICE CODE	8-1
CONNECTING ROD	7-1	MOTOR CARRIER	3-1
CONTROL PEDALS	2-1	OIL COOLER	3-1
CONTROL ROD GUIDE BUSHING	7-1	OPERATION SENSING SYSTEM UNIT	8-1
CRANKSHAFT	7-1	OPERATOR CAB	1-1 & 5-1
CYLINDER HEAD	7-1	OPERATOR CAB GAS CYLINDER	5-1
CYLINDER LINERS	7-1	OPERATOR SEAT	5-1
DEUTZ ENGINE TOOLS	7-1	PARKING BRAKE PEDAL	4-1
DRIVE BELT	3-1	PEDAL INTERLOCK LINKAGE	2-1
DRIVE BELT SHIELD	3-1	PISTON AND PISTON PIN	7-1
DRIVE BELT TENSIONER PULLEY	3-1	PWM CONTROL HANDLE	8-1
DRIVE CHAIN	4-1	PWM ELECTRIC SOLENOID	8-1
ELEC./HYD. CONTROLS REFERENCE	8-1	PWM MODULE	8-1
ELECTRICAL SYSTEM INFORMATION	6-1	PWM TROUBLESHOOTING	8-1
ENGINE	7-1	REAR CHAINCASE COVER	4-1
ENGINE COOLING SYSTEM	1-1	REAR COVER SEAL	7-1
ENGINE LUBRICATION SYSTEM	1-1	REAR DOOR	5-1
ENGINE MUFFLER	7-1	REAR GRILL	5-1
ENGINE SPEED CONTROL	7-1	RECONDITIONING THE ENGINE	7-1
FAN DRIVE TENSION PULLEY	7-1	RELAY SWITCHES	6-1
FAN GEARBOX	1-1 & 7-1	REMOTE START SWITCH	1-1
FINAL DRIVE TRANSMISSION (CHAINCASE)	1-1	ROCKER ARM AND BRACKET	7-1
FLYWHEEL	7-1	RPM SENSOR	8-1
FLYWHEEL HOUSING	7-1	SEAT BAR	5-1
FRONT CHAINCASE COVER	4-1	SEAT BAR RESTRAINT SYSTEM	1-1
FRONT COVER	7-1	SEAT BAR SENSOR	8-1
FRONT LIGHTS	6-1	SEAT SENSOR	8-1
FRONT PANEL	3-1	SENDER AND SENSOR	8-1
FRONT SIDE PANEL	2-1	SERVICE SCHEDULE	1-1
FUEL INJECTOR	7-1	STANDARD INSTRUMENT PANEL	6-1
FUEL INJECTION PUMP	7-1	STARTER	6-1
FUEL SYSTEM	1-1	STEERING LEVERS	3-1
FUEL TANK	5-1	STOPPING THE BOBCAT LOADER	1-1
GLOW PLUGS	7-1	TILT CYLINDER(S)	2-1
HYDRAULIC CONTROL VALVE	2-1	TILT LOCK VALVE	8-1
HYDRAULIC CYLINDER	2-1	TIMING BELT	7-1
HYDRAULIC FILTER HOUSING	2-1	TIRE MAINTENANCE	1-1
HYDRAULIC FLUID RESERVOIR	2-1	TRACTION LOCK	8-1
HYDRAULIC PUMP	2-1	TRACTION LOCK CONTROL SYSTEM	8-1
HYDRAULIC SYSTEM INFORMATION	2-1	TOWING THE LOADER	1-1
		TRANSPORTING THE LOADER	1-1
		TROUBLESHOOTING	2-1, 3-1, 6-1 & 7-1
		TROUBLESHOOTING THE BOSS® & L.C.D. DISPLAY	8-1
		TURBOCHARGER	7-1
		VALVE CLEARANCE	7-1



Thank you very much
for your reading.
Please click here
to get more information.