



Bobcat®

Service Manual

G Series

S/N 514140001 & Above
S/N 514240001 & Above
S/N 517911001 & Above

S/N 520111001 & Above
S/N 520211001 & Above

TURBO

873

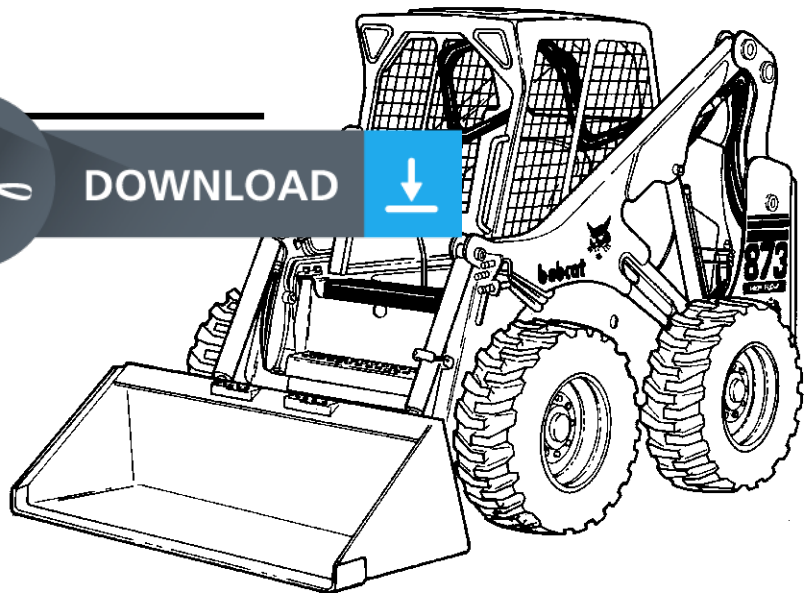
TURBO

883

INCLUDES HIGH FLOW



DOWNLOAD



Dealer Copy Not for Resale

EQUIPPED WITH
BOBCAT INTERLOCK
CONTROL SYSTEM (BICS™)

6900847 (2-06)



Printed in U.S.A.

© Bobcat Company 2006

MAINTENANCE SAFETY




WARNING

Instructions are necessary before operating or servicing machine. Read and understand the Operation & Maintenance Manual, Operator's Handbook and signs (decals) on machine. Follow warnings and instructions in the manuals when making repairs, adjustments or servicing. Check for correct function after adjustments, repairs or service. Untrained operators and failure to follow instructions can cause injury or death.


W-2003-0903




Safety Alert Symbol: This symbol with a warning statement, means: "Warning, be alert! Your safety is involved!" Carefully read the message that follows.




Never service the Bobcat Skid-Steer Loader without instructions.



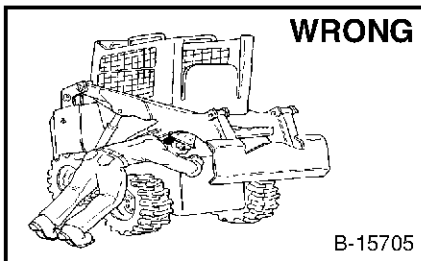
Use the correct procedure to lift or lower operator cab.



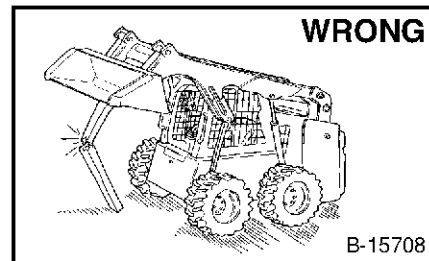
Cleaning and maintenance are required daily.



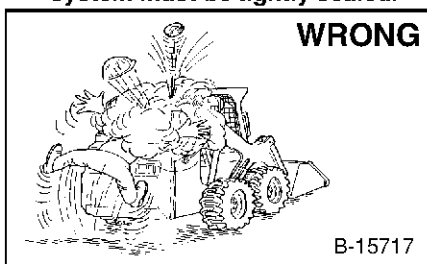
- Have good ventilation when welding or grinding painted parts.
- Wear dust mask when grinding painted parts. Toxic dust and gas can be produced.
- Avoid exhaust fume leaks which can kill without warning. Exhaust system must be tightly sealed.



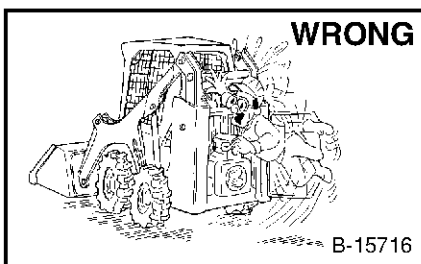
Disconnecting or loosening any hydraulic tubeline, hose, fitting, component or a part failure can cause lift arms to drop. Do not go under lift arms when raised unless supported by an approved lift arm support device. Replace if damaged.



- Never work on loader with lift arms up unless lift arms are held by an approved lift arm support device. Replace if damaged.
- Never modify equipment or add attachments not approved by Bobcat Company.



- Stop, cool and clean engine of flammable materials before checking fluids.
- Never service or adjust loader with the engine running unless instructed to do so in the manual.
- Avoid contact with leaking hydraulic fluid or diesel fuel under pressure. It can penetrate the skin or eyes.
- Never fill fuel tank with engine running, while smoking or when near open flame.



- Keep body, jewelry and clothing away from moving parts, electrical contact, hot parts and exhaust.
- Wear eye protection to guard from battery acid, compressed springs, fluids under pressure and flying debris when engines are running or tools are used. Use eye protection approved for type of welding.
- Keep rear door closed except for service. Close and latch door before operating the loader.



- Lead-acid batteries produce flammable and explosive gases.
- Keep arcs, sparks, flames and lighted tobacco away from batteries.
- Batteries contain acid which burns eyes or skin on contact. Wear protective clothing. If acid contacts body, flush well with water. For eye contact flush well and get immediate medical attention.

Maintenance procedures which are given in the Operation & Maintenance Manual can be performed by the owner/operator without any specific technical training. Maintenance procedures which are **not** in the Operation & Maintenance Manual must be performed **ONLY BY QUALIFIED BOBCAT SERVICE PERSONNEL**. Always use genuine Bobcat replacement parts. The Service Safety Training Course is available from your Bobcat dealer.

MSW10-0805



Bobcat®

ALPHABETICAL INDEX

ADVANCED CONTROL SYSTEM (ACS)	60-01	ELECTRICAL/HYDRAULIC CONTROLS	
ADVANCED HAND CONTROL (AHC) SYSTEM....	60-01	REFERENCE	60-01
ADVANCED HAND CONTROL (AHC) SYSTEM (W/PUSH BUTTON FLOAT)	60-01	ENGINE.....	70-01
AIR CLEANER	70-01	ENGINE COMPONENTS AND TESTING	70-01
AIR CLEANER SERVICE	10-01	ENGINE COOLING SYSTEM	10-01
AIR CONDITIONING SERVICE.....	80-01	ENGINE LUBRICATION SYSTEM	10-01
AIR CONDITIONING SYSTEM FLOW	80-01	ENGINE SPECIFICATIONS	SPEC-01
ALTERNATOR (55 AMP)	60-01	ENGINE SPEED CONTROL	70-01
ALTERNATOR (90 AMP)	60-01	EVAPORATOR	80-01
AUXILIARY PRESSURE RELEASE (ACCUMULATOR)	20-01	EVAPORATOR/HEATER UNIT.....	80-01
		EXPANSION VALVE.....	80-01
BASIC TROUBLESHOOTING	80-01	FAN GEARBOX.....	10-01
BATTERY	60-01	FINAL DRIVE TRANSMISSION (CHAINCASE	10-01
BICS™ SYSTEM	60-01	FLYWHEEL AND HOUSING	70-01
BOB-TACH.....	10-01, 50-01	FUEL SYSTEM.....	10-01
BOBCAT CONTROLLER	60-01	FUEL TANK	50-01
BLOWER FAN	80-01		
BRAKE	40-01	GENERAL AIR CONDITIONING SERVICE	
BRAKE (TWO-SPEED).....	40-01	GUIDELINES.....	80-01
BUCKET POSITION VALVE (873 - S/N 514147758 & BELOW)	20-01		
BUCKET POSITION VALVE (873 - S/N 514147759 & ABOVE & 883)	20-01	HEATER COIL.....	80-01
		HEATER VALVE	80-01
CHAINCASE	40-01	HYDRAULIC CONNECTION SPECS.	SPEC-01
CHARGE PRESSURE.....	30-30	HYDRAULIC CONTROL VALVE (FOOT CONTROL).....	20-01
COMPONENTS	80-01	HYDRAULIC CONTROL VALVE (ADVANCED CONTROL SYSTEM) (ACS) (AHC) ..	20-01
COMPRESSOR	80-01	HYDRAULIC FLUID RESERVOIR	20-01
CONDENSER	80-01	HYDRAULIC PUMP (ALUMINUM)	20-01
CONTROL HANDLE	50-01	HYDRAULIC PUMP (ALUMINUM HIGH FLOW).....	20-01
CONTROL HANDLE (ADVANCED CONTROL SYSTEM (ACS) ADVANCED CONTROL HANDLE	50-01	HYDRAULIC PUMP (CAST IRON)	20-01
CONTROL HANDLE (ADVANCED CONTROL SYSTEM (ACS) SELECTABLE HAND/FOOT CONTROL.....	50-01	HYDRAULIC PUMP (CAST IRON HIGH FLOW)	20-01
CONTROL HANDLE (ADVANCED HAND CONTROL (AHC)	50-01	HYDRAULIC SYSTEM INFORMATION	20-01
CONTROL HANDLE (ADVANCED HAND CONTROL (AHC) (W/PUSH BUTTON FLOAT)	50-01	HYDRAULIC/HYDROSTATIC FILTER	20-01
CONTROL PANEL	50-01	HYDRAULIC/HYDROSTATIC FLUID SPECIFICATIONS.....	SPEC-01
CONTROL PEDALS	50-01	HYDRAULIC/HYDROSTATIC SYSTEM.....	10-01
CONTROL PEDALS (ACS)	50-01	HYDROSTATIC MOTOR	30-01
COOLING FAN	70-01	HYDROSTATIC MOTOR (TWO SPEED)	30-01
CONVERSIONS	SPEC-01	HYDROSTATIC MOTOR CARRIER.....	30-01
CYLINDER (LIFT)	20-01	HYDROSTATIC PUMP	30-01
CYLINDER (POWER BOB-TACH).....	20-01	HYDROSTATIC SYSTEM INFORMATION.....	30-01
CYLINDER (TILT)	20-01		
		INSTRUMENT PANEL.....	60-01
DIAGNOSTICS	60-01		
DRIVE COMPONENTS	40-01		
DRIVE BELT	30-01		

Dealer Copy -- Not for Resale



Thank you very much
for your reading.
Please click here
to get more information.