

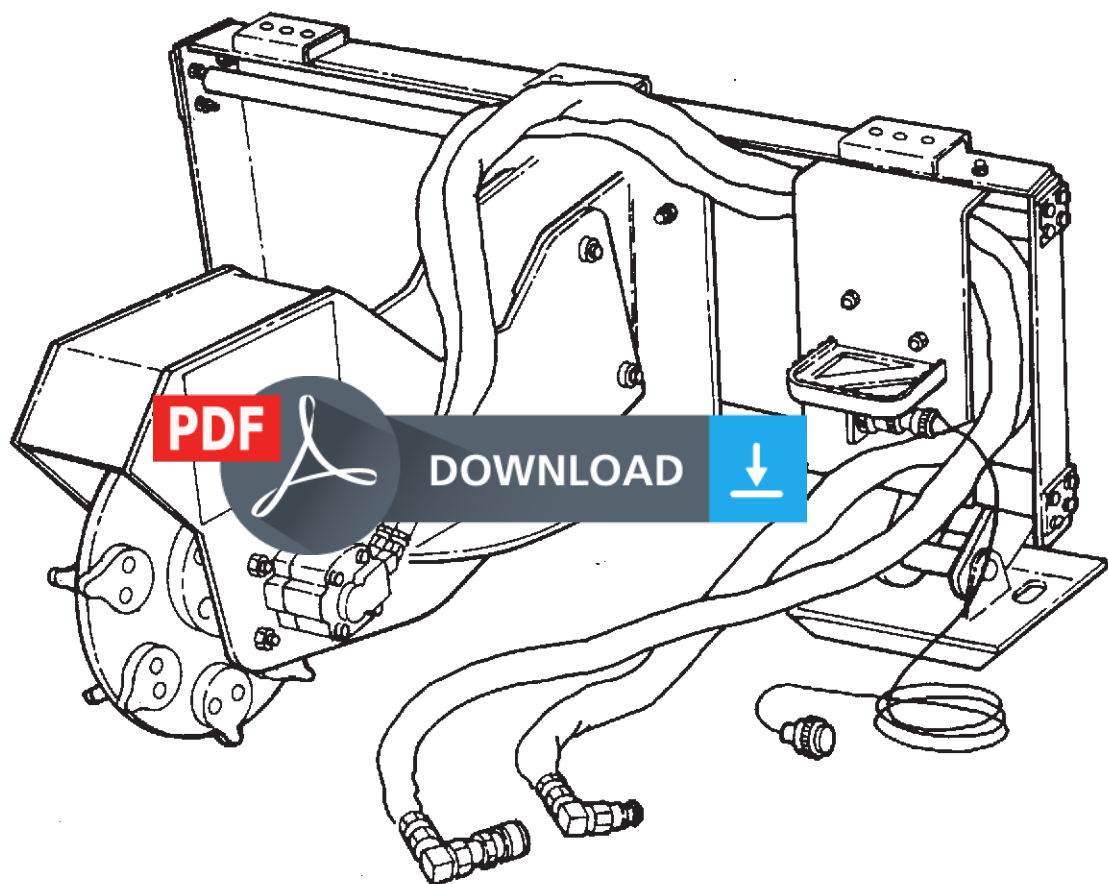


# STUMP GRINDER

SG-25  
SG-50

SG-25 (S/N 879300101 & Above)  
SG-50 (S/N 702100101 & Above)

## SERVICE MANUAL



**MELROE  
INGERSOLL-RAND**

6900892(6-12)

*Doosan purchased Bobcat Company from Ingersoll-Rand Company in 2007. Any reference to Ingersoll-Rand Company or use of trademarks, service marks, logos, or other proprietary identifying marks belonging to Ingersoll-Rand Company in this manual is historical or nominative in nature, and is not meant to suggest a current affiliation between Ingersoll-Rand Company and Bobcat Company or the products of either.*



© Melroe Company 1999  
Printed in U.S.A.



# MAINTENANCE SAFETY



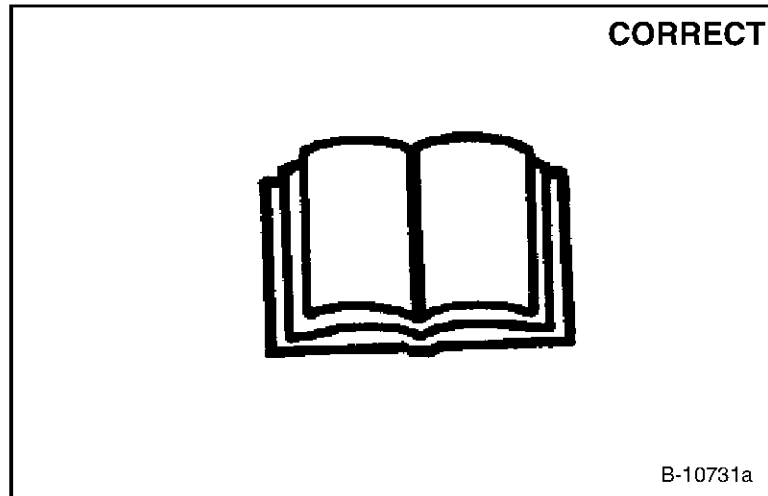
## WARNING









Instructions are necessary before operating or servicing machine. Read and understand the Operation & Maintenance Manual, Operator's Handbook and signs (decals) on machine. Follow warnings and instructions in the manuals when making repairs, adjustments or servicing. Check for correct function after adjustments, repairs or service. Untrained operators and failure to follow instructions can cause injury or death.

W-2003-0903



**Safety Alert Symbol:** This symbol with a warning statement, means: "Warning, be alert! Your safety is involved!" Carefully read the message that follows.



-  Never service attachments without instructions. See Operation & Maintenance Manual and Attachment Service Manual.
-  Cleaning and maintenance are required daily.
-  Never service or adjust attachment with the engine running unless instructed to do so in manual.
-  Always lower the attachment to the ground before lubricating or servicing.
-  Avoid contact with leaking hydraulic fluid or diesel fuel under pressure. It can penetrate skin or eyes.
-  Stop, cool and clean engine of flammable materials before checking fluids.
-  Keep body, loose objects and clothing away from moving parts, electrical contacts, hot parts and exhaust.
-  Safety glasses are needed for eye protection from electrical arcs, battery acid, compressed springs, fluids under pressure and flying debris or when tools are used. Use eye protection approved for type of welding.



**Bobcat®**

## ALPHABETICAL INDEX

COASTING VALVE SG-50 (S/N 702100264 & Below) .....	10-20-1
CUTTERS SG-25 .....	10-30-1
CUTTERS SG-50 .....	10-30-1
CUTTER HEAD .....	10-30-1
CUTTER WHEEL .....	10-30-1
ELECTRICAL SCHEMATIC SG-25 .....	10-40-1
ELECTRICAL SCHEMATIC SG-50 .....	10-40-1
EXTENSION CYLINDER SG-50 .....	10-20-1
GLOSSARY OF HYDRAULIC SYMBOLS FOR ATTACHMENTS .....	10-40-1
HYDRAULIC CONTROL VALVE SG-25 .....	10-20-1
HYDRAULIC CONTROL VALVE SG-50 .....	10-20-1
HYDRAULIC CYLINDER .....	10-20-1
HYDRAULIC MOTOR (Cutter) .....	10-20-1
HYDRAULIC MOTOR (Sideshift) .....	10-20-1
HYDRAULIC SCHEMATIC SG-25 .....	10-40-1
HYDRAULIC SCHEMATIC SG-50 .....	10-40-1
IDLER SPROCKET SG-50 .....	10-30-1
SERIAL NUMBER LOCATION .....	iii
SIDESHIFT CHAIN SG-50 .....	10-30-1
SIDE SHIFT CYLINDER SG-25 .....	10-20-1
SIDESHIFT PLATE .....	10-30-1
SIDESHIFT TUBES .....	10-30-1
SPECIFICATIONS SG-25 .....	10-40-1
SPECIFICATIONS SG-50 .....	10-40-1
STUMP GRINDER SG-25 CONVERSION MATRIX .....	10-40-1
STUMP GRINDER SG-50 CONVERSION MATRIX .....	10-40-1
STUMP GRINDER IDENTIFICATION .....	10-10-1
TILT CYLINDER SG-50 .....	10-20-1
TROUBLESHOOTING .....	10-10-1
TUBE ALIGNMENT .....	10-30-1
TUBE SEALS AND BUSHINGS .....	10-30-1



Thank you very much  
for your reading.  
Please click here  
to get more information.