


# John Deere 1775NT (SN.760101-) 16-Row Planter w.MaxEmerge 5 Row Units Diagnostic Manual (TM131519)



1775NT 16-Row Planter  
with MaxEmerge 5 Row  
Units Diagnosis and Tests

JOHN HARE  
  
COLLECTION



**DIAGNOSIS AND TESTS MANUAL**  
**MaxEmerge 5 models 1775NT, 1775NT CCS 16ROW (SN.760101-)**  
TM131519 01 MAY 15 (ENGLISH)

**For complete service information also see:**

1705 Series Planter Frame Repair	TM131319
MaxEmerge 5 & ExactEmerge Row Unit Repair	TM131219
Machine Connection Information	CTM441
120 Series Hydraulic Cylinders	CTM120519

**PDF**  **DOWNLOAD** 

John Deere Agriculture  
Printed by Belgreen

**Covers:** 1775NT,16ROW,(SN.760101-)

**Type:** Service Manual

**Language:** English

**Pages:** 930

**Format:** PDF

**Features:** Bookmarked, searchable, printable

**Compatibility:** Windows/Mac/Tablet/Mobile

This service manual contains important information for the maintenance, troubleshooting and servicing of the **John Deere 1775NT (SN.760101-) 16-Row Planter w.MaxEmerge 5 Row Units Diagnostic Manual (TM131519)**

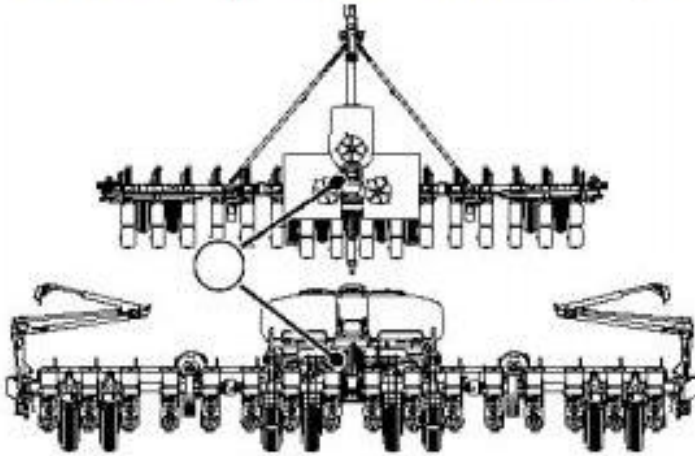
In this manual you will find detailed specifications, illustrations, schematics, diagrams and step-by-step procedures to properly service and diagnose the machine to the manufacturer's standards.

**Contents:**

- General Information
- Specifications
- Serial Number Location
- Engine Specifications
- Engine Diagnostics
- Engine Tests and Adjustments
- Engine Repair
- Power Train
- Transmission
- Axles
- Differential
- PTO
- Hydraulic System
- Electrical System
- Electrical Tests and Diagnostics
- Wiring Diagram / Schematic
- Ignition and Charging
- Steering
- Brakes
- Wheels
- Operator's Platform
- Body Panels
- Disassembly and Assembly
- Diagnostics, Tests and Adjustments
- Troubleshooting
- and much more...

Please note this manual is in **downloadable PDF format only**. If you have any questions about this product or would like to request sample pages, please contact us and reference the product name or SKU.

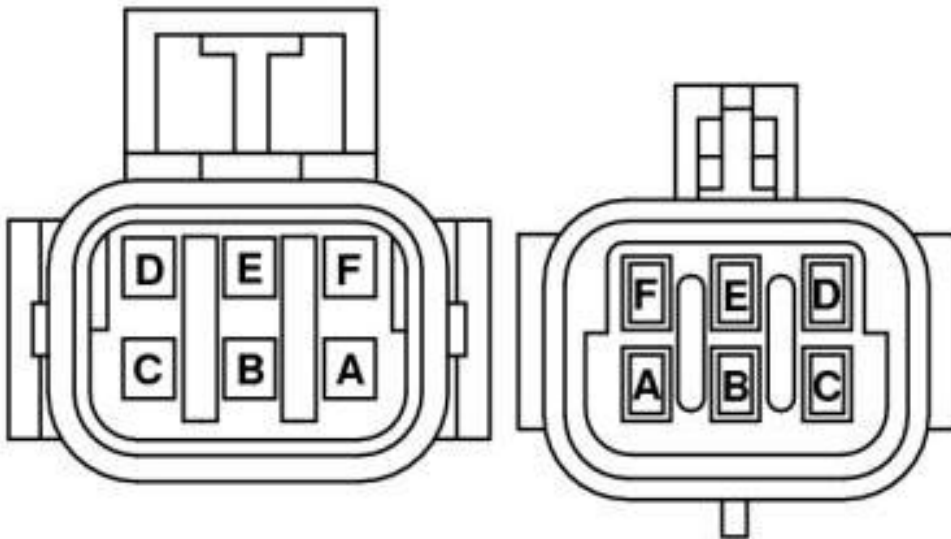
## XA16E – Right CAN IN Interconnect



**Location Line Art**



**Machine Graphic**



**End View**

### Component Information

Component Information	
Number of Pins	6
Connection Point	XA16E Right CAN IN
Harness Information	W90 SeedStar Mobile Harness



Thank you very much  
for your reading.  
Please click here  
to get more information.