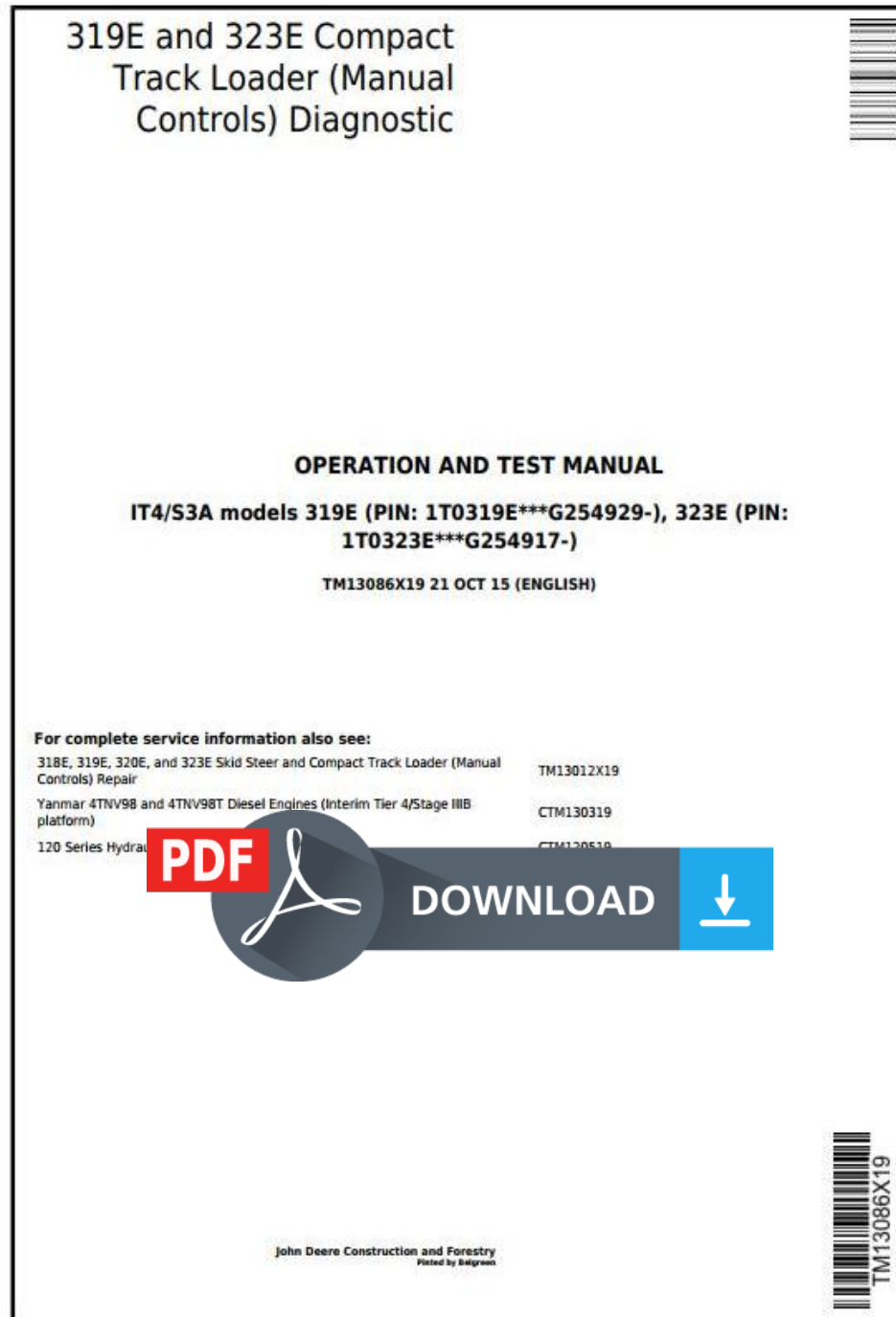


John Deere 319E, 323E Compact Track Loader with Manual Controls Diagnostic Manual (TM13086X19)



Covers: 319E,1T0319E***G254929-),323E,1T0323E***G254917-)

Type: Service Manual

Language: English

Pages: 838

Format: PDF

Features: Bookmarked, searchable, printable

Compatibility: Windows/Mac/Tablet/Mobile


This service manual contains important information for the maintenance, troubleshooting and servicing of the **John Deere 319E, 323E Compact Track Loader with Manual Controls Diagnostic Manual (TM13086X19)**

In this manual you will find detailed specifications, illustrations, schematics, diagrams and step-by-step procedures to properly service and diagnose the machine to the manufacturer's standards.

Contents:

- General Information
- Specifications
- Serial Number Location
- Engine Specifications
- Engine Diagnostics
- Engine Tests and Adjustments
- Engine Repair
- Power Train
- Transmission
- Axles
- Differential
- PTO
- Hydraulic System
- Electrical System
- Electrical Tests and Diagnostics
- Wiring Diagram / Schematic
- Ignition and Charging
- Steering
- Brakes
- Wheels
- Operator's Platform
- Body Panels
- Disassembly and Assembly
- Diagnostics, Tests and Adjustments
- Troubleshooting
- and much more...

Please note this manual is in **downloadable PDF format only**. If you have any questions about this product or would like to request sample pages, please contact us and reference the product name or SKU.

**LEGEND:**

18

Feedback Link


Feedback Link Assembly

Position feedback link (18) in control opening.

[19] -

→NOTE:

For proper installation, all parts must slide freely.

**LEGEND:**

19

Servo Piston

Servo Piston

Move servo piston (19) on slider block.

[20] - Lower cylinder block and swash plate assembly until swash plate is properly positioned on cradle bearings.

[21] -

→NOTE:

If an assembly tool was used to install cylinder block, remove nut and washer and allow cap screw and washer to fall through shaft opening of housing.

→NOTE:

Correct servo cylinder must be installed on each side of housing.



Thank you very much
for your reading.
Please click here
to get more information.