

# John Deere 337E (SN. C306736-) Knuckleboom Log Loader Operation & Test Technical Manual (TM13994X19)

XUV865E, XUV865M and  
XUV865R Gator™ Utility  
Vehicles  
( SN. 010001-)



JOHN HARE



COLLECTION

TECHNICAL MANUAL

XUV865E, XUV865M and XUV865R Gator™ Utility  
Vehicles ( SN. 010001-)

TM145619 01DEC18 (ENGLISH)



John Deere Horicon Works

Covers: 337E,1T0337E\_,\_C306736(???)

**Type:** Service Manual

**Language:** English

**Pages:** 371

**Format:** PDF

**Features:** Bookmarked, searchable, printable

**Compatibility:** Windows/Mac/Tablet/Mobile

This service manual contains important information for the maintenance, troubleshooting and servicing of the **John Deere 337E (SN. C306736-) Knuckleboom Log Loader Operation & Test Technical Manual (TM13994X19)**

In this manual you will find detailed specifications, illustrations, schematics, diagrams and step-by-step procedures to properly service and diagnose the machine to the manufacturer's standards.

**Contents:**

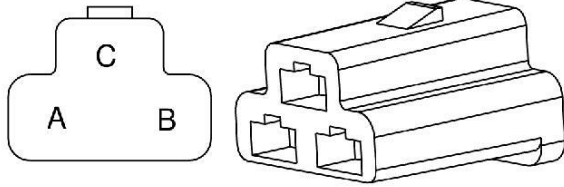
- General Information
- Specifications
- Serial Number Location
- Engine Specifications
- Engine Diagnostics
- Engine Tests and Adjustments
- Engine Repair
- Power Train
- Transmission
- Axles
- Differential
- PTO
- Hydraulic System
- Electrical System
- Electrical Tests and Diagnostics
- Wiring Diagram / Schematic
- Ignition and Charging
- Steering
- Brakes
- Wheels
- Operator's Platform
- Body Panels
- Disassembly and Assembly
- Diagnostics, Tests and Adjustments
- Troubleshooting
- and much more...

Please note this manual is in **downloadable PDF format only**. If you have any questions about this product or would like to request sample pages, please contact us and reference the product name or SKU.

## Connector Information

### XX7 Tail Light Jumper Connector

PY47393-UN: Tail Light Jumper Connector



<i>XX7 Tail Light Jumper Connector</i>	
<i>Terminal</i>	<i>Circuit Number</i>
A	1537A VT
B	1301A BU
C	1289A WH

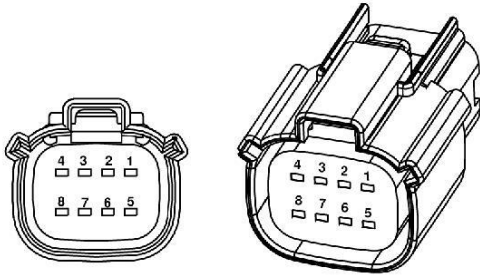
PR59899,00005F2-19-20171130

### XX11 Front Attachment Connector

PY46261-UN: Front Attachment Connector

NOTE:

(E)= E- Series; (R) = R or M- Series (with A/C); (M) = M- Series (without A/C)



<i>XX11 Front Attachment Connector</i>	
<i>Terminal</i>	<i>Circuit Number</i>
1	8985A WH
2	(E) 0241B YE (M, R) 0131I YE
3	0954F YE
4	0955F GN
5	8986A GY
6	8987A OG
7	8988A VT
8	—

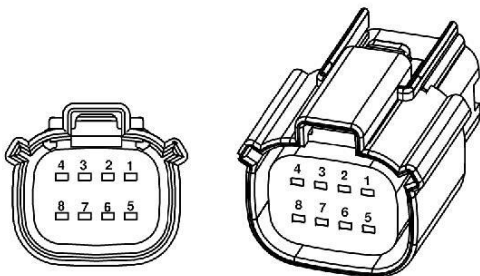
PR59899,00005F3-19-20171130

### XX12 Rear Attachment Connector

PY46261-UN: Rear Attachment Connector

NOTE:

(E)= E- Series; (R) = R or M- Series (with A/C); (M) = M- Series (without A/C)



<i>XX12 Rear Attachment Connector</i>	
<i>Terminal</i>	<i>Circuit Number</i>
1	8989A GY
2	(E) 0241A YE (M, R) 0131J YE
3	0954D YE
4	0955D GN
5	8990A OG
6	8991A BU
7	8992A GN
8	—

PR59899,00005F4-19-20171130

### XX14 Front Attachment Power Connectors

(E)= E- Series; (R) = R or M- Series (with A/C); (M) = M- Series (without A/C)

NOTE:



Thank you very much  
for your reading.  
Please click here  
to get more information.