


# John Deere 350D, 400D Articulated Dump Truck (BELL, DW) Diagnostic and Test Service Manual (TM1940)

350D and 400D Articulated  
Dump Truck  
BELL—(200311-201811)  
Tier2;  
DW—(601341-608489)  
Diagnostic





**OPERATION AND TEST MANUAL**

**Articulated Dump models 350D, 400D Bell-(200311—201811) DW-  
(601341—608489)**


TM1940 30 AUG 15 (ENGLISH)

**For complete service information also see:**

350D and 400D Articulated Dump Truck Repair	TM1941
Super Caddy Oil Cleanup Procedure	CTM310
120 Series Hydraulic Cylinders	CTM120519
120 Series Hydraulic Cylinders	CTM114319
COOLANT HEATER	

**PDF**  **DOWNLOAD** 

John Deere Construction and Forestry  
Printed by Balgreen



TM1940

Covers: 350D,BELL (200311-201811);,DW (601341-608489)

**Type:** Service Manual

**Language:** English

**Pages:** 1138

**Format:** PDF

**Features:** Bookmarked, searchable, printable

**Compatibility:** Windows/Mac/Tablet/Mobile

This service manual contains important information for the maintenance, troubleshooting and servicing of the **John Deere 350D, 400D Articulated Dump Truck (BELL, DW) Diagnostic and Test Service Manual (TM1940)**

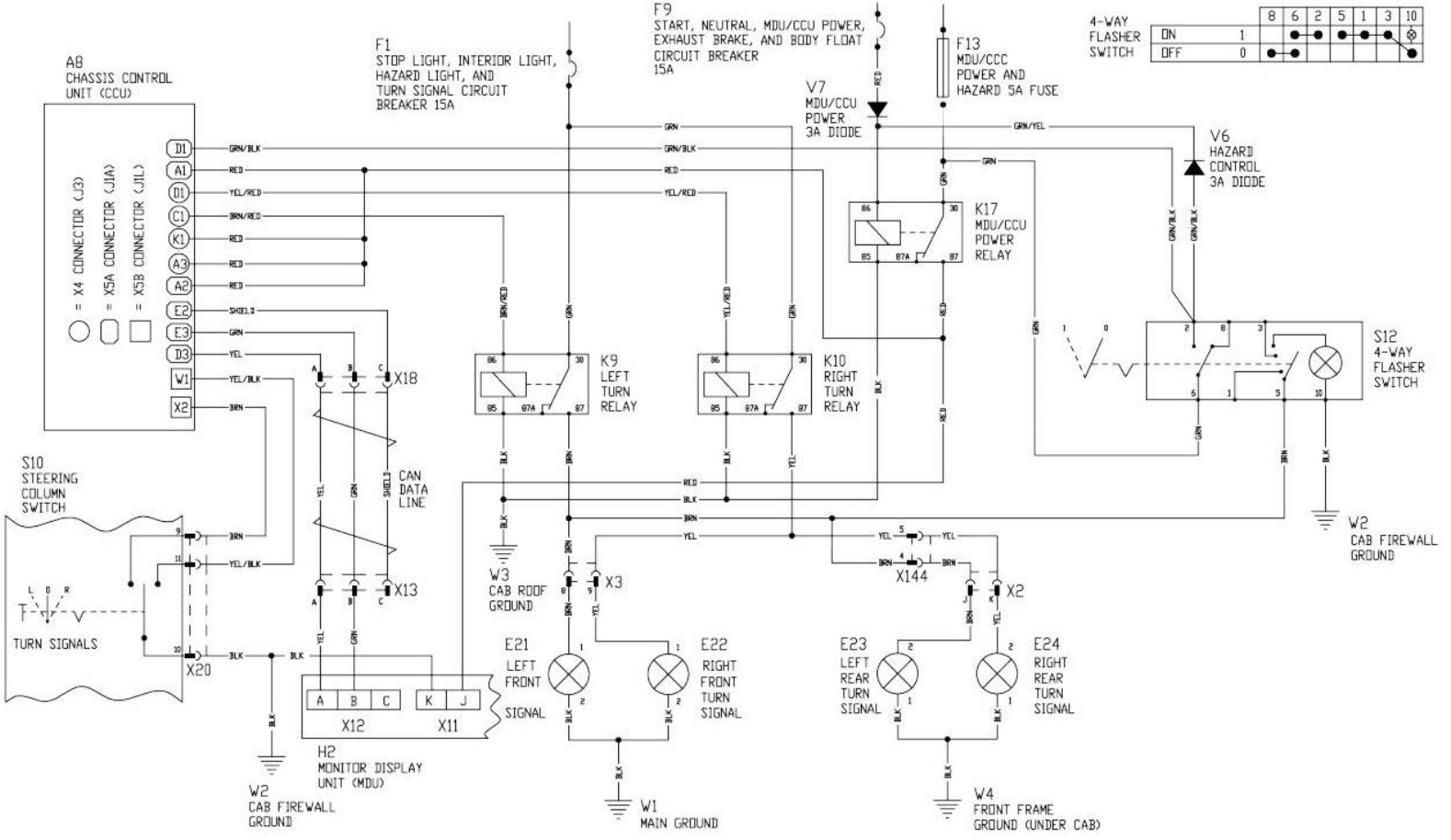
In this manual you will find detailed specifications, illustrations, schematics, diagrams and step-by-step procedures to properly service and diagnose the machine to the manufacturer's standards.

**Contents:**

- General Information
- Specifications
- Serial Number Location
- Engine Specifications
- Engine Diagnostics
- Engine Tests and Adjustments
- Engine Repair
- Power Train
- Transmission
- Axles
- Differential
- PTO
- Hydraulic System
- Electrical System
- Electrical Tests and Diagnostics
- Wiring Diagram / Schematic
- Ignition and Charging
- Steering
- Brakes
- Wheels
- Operator's Platform
- Body Panels
- Disassembly and Assembly
- Diagnostics, Tests and Adjustments
- Troubleshooting
- and much more...

Please note this manual is in **downloadable PDF format only**. If you have any questions about this product or would like to request sample pages, please contact us and reference the product name or SKU.

Turn Signal and 4-Way Flasher Circuit Theory of Operation (S.N. -200535)



TX1072573

Turn Signal and 4-Way Flasher Circuit Schematic (S.N. -200535)



Thank you very much  
for your reading.  
Please click here  
to get more information.