

# John Deere 410J Backhoe Loader (SN. -161616) Diagnostic, Operation and Test Service Manual (TM10132)



410J Backhoe Loader  
Diagnostic

**OPERATION AND TEST MANUAL**  
**Backhoe Loaders models 410J (S.N. before 161616)**  
**TM10132 27 DEC 15 (ENGLISH)**

For complete service information also see:

JDLink (MTG) Technical Manual	TM114519
410J Backhoe Loader (S.N. -161616) Repair	TM10147
Alternators and Starting Motors	CTM77
PowerTech E 4.5 and 6.8L Diesel Engines Level 16 Electronic Fuel System With Denso HPCR	CTM502
PowerTech 4.5L & 6.8L Diesel Engines Level 12 Electronic Fuel System With Stanadyne	CTM331
Super Caddy Oil	
120 Series Hydraulic Cylinders	
125 Series Hydraulic Cylinders	
PowerTech 4.5L & 6.8L Diesel Engines Tier 1/Stage I, Tier 2/Stage II, Tier 3/Stage IIIA, Tier 3/Stage IIA Tier 3/Stage III, (Base Engine)	CTM104
100 Series Hydraulic Cylinders	CTM103519
JDLINK/ZXLINK Machine Monitoring System	CTM10006

John Deere Construction and Forestry  
Printed by Belgroen



Covers: 410J,161616)

**Type:** Service Manual

**Language:** English

**Pages:** 730

**Format:** PDF

**Features:** Bookmarked, searchable, printable

**Compatibility:** Windows/Mac/Tablet/Mobile

This service manual contains important information for the maintenance, troubleshooting and servicing of the **John Deere 410J Backhoe Loader (SN. -161616) Diagnostic, Operation and Test Service Manual (TM10132)**

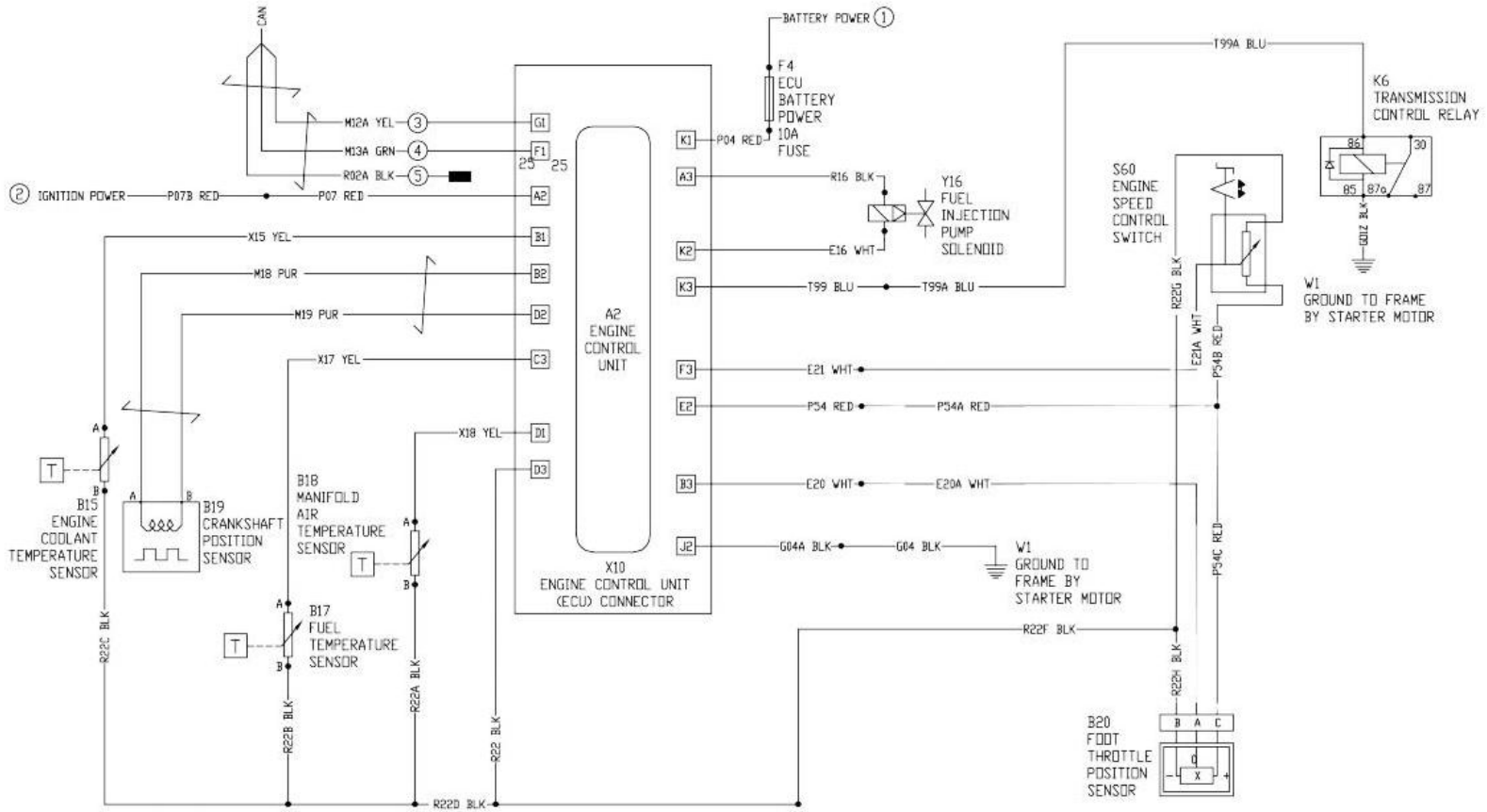
In this manual you will find detailed specifications, illustrations, schematics, diagrams and step-by-step procedures to properly service and diagnose the machine to the manufacturer's standards.

**Contents:**

- General Information
- Specifications
- Serial Number Location
- Engine Specifications
- Engine Diagnostics
- Engine Tests and Adjustments
- Engine Repair
- Power Train
- Transmission
- Axles
- Differential
- PTO
- Hydraulic System
- Electrical System
- Electrical Tests and Diagnostics
- Wiring Diagram / Schematic
- Ignition and Charging
- Steering
- Brakes
- Wheels
- Operator's Platform
- Body Panels
- Disassembly and Assembly
- Diagnostics, Tests and Adjustments
- Troubleshooting
- and much more...

Please note this manual is in **downloadable PDF format only**. If you have any questions about this product or would like to request sample pages, please contact us and reference the product name or SKU.

### Engine Control Unit (ECU) Circuit Theory of Operation



TX1072199  
Engine Control Unit (ECU) Circuit



Thank you very much  
for your reading.  
Please click here  
to get more information.