


# John Deere 447, 457, 467 Silage Special, 547, 557, 567 Round Balers (SN.-300000) Repair Manual (tm1874)



Covers: 300000);,447,457,467s,547,557,567

**Type:** Service Manual

**Language:** English

**Pages:** 858

**Format:** PDF

**Features:** Bookmarked, searchable, printable

**Compatibility:** Windows/Mac/Tablet/Mobile

This service manual contains important information for the maintenance, troubleshooting and servicing of the **John Deere 447, 457, 467 Silage Special, 547, 557, 567 Round Balers (SN.-300000) Repair Manual (tm1874)**

In this manual you will find detailed specifications, illustrations, schematics, diagrams and step-by-step procedures to properly service and diagnose the machine to the manufacturer's standards.

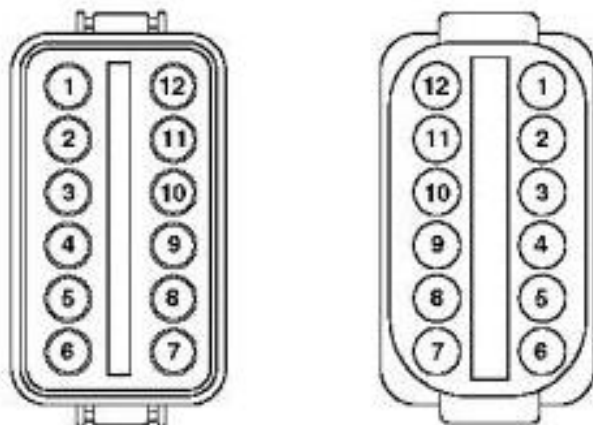
**Contents:**

- General Information
- Specifications
- Serial Number Location
- Engine Specifications
- Engine Diagnostics
- Engine Tests and Adjustments
- Engine Repair
- Power Train
- Transmission
- Axles
- Differential
- PTO
- Hydraulic System
- Electrical System
- Electrical Tests and Diagnostics
- Wiring Diagram / Schematic
- Ignition and Charging
- Steering
- Brakes
- Wheels
- Operator's Platform
- Body Panels
- Disassembly and Assembly
- Diagnostics, Tests and Adjustments
- Troubleshooting
- and much more...

Please note this manual is in **downloadable PDF format only**. If you have any questions about this product or would like to request sample pages, please contact us and reference the product name or SKU.

## X200 to X299 Connector Information

### X200 - Single Rank Blockage Module 1 (gray)

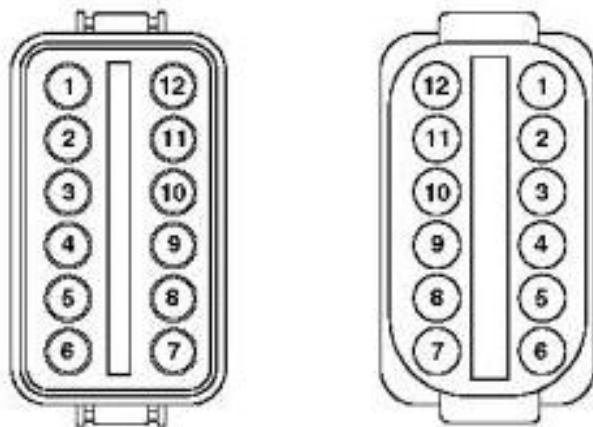


### X200 - Single Rank Blockage Module 1 (gray)

#### X200 - Single Rank Blockage Module 1 (gray)

Pin Number	Circuit Description
1	3001
2	3002
3	3003
4	3004
5	3005
6	3006
7	3007
8	3008
9	3009
10	3010
11	3011
12	3012

### X201 - Single Rank Blockage Module 1 (black)



### X201 - Single Rank Blockage Module 1 (black)



Thank you very much  
for your reading.  
Please click here  
to get more information.