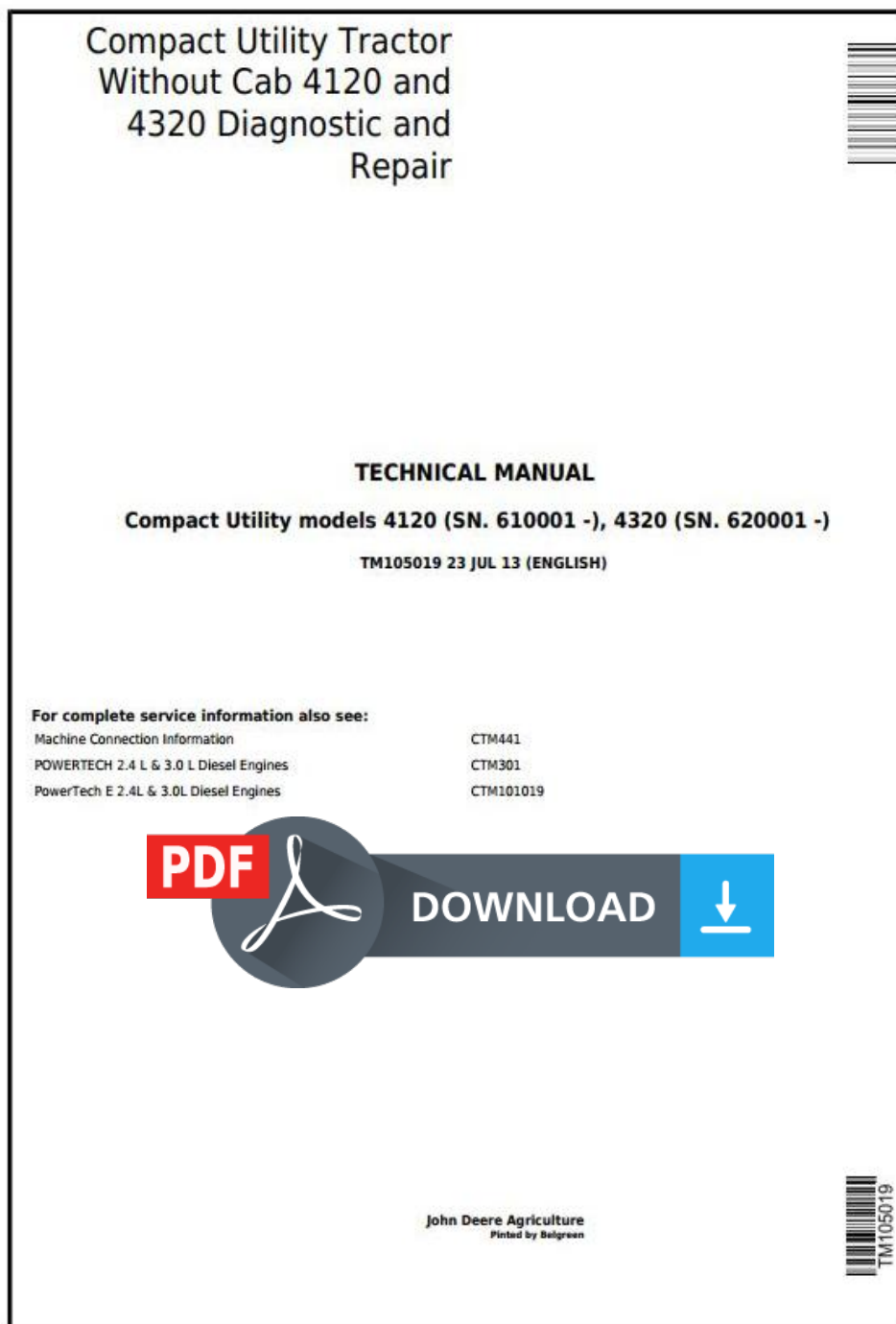


John Deere 450J, 550J, 650J Crawler Dozer (S.N.before 141666) Diagnostic&Test Service Manual (TM2257)



Covers: 141666);,450J,550J,650J

Type: Service Manual

Language: English

Pages: 368

Format: PDF

Features: Bookmarked, searchable, printable

Compatibility: Windows/Mac/Tablet/Mobile

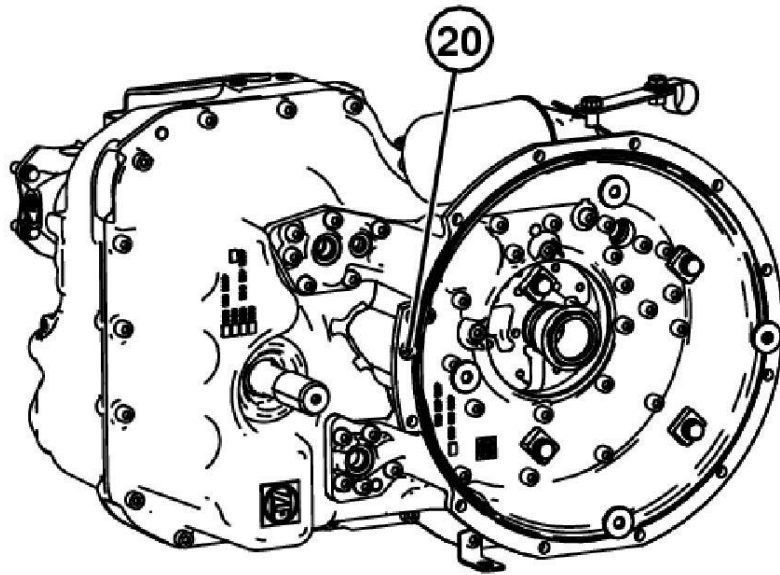
This service manual contains important information for the maintenance, troubleshooting and servicing of the **John Deere 450J, 550J, 650J Crawler Dozer (S.N.before 141666) Diagnostic&Test Service Manual (TM2257)**

In this manual you will find detailed specifications, illustrations, schematics, diagrams and step-by-step procedures to properly service and diagnose the machine to the manufacturer's standards.

Contents:

- General Information
- Specifications
- Serial Number Location
- Engine Specifications
- Engine Diagnostics
- Engine Tests and Adjustments
- Engine Repair
- Power Train
- Transmission
- Axles
- Differential
- PTO
- Hydraulic System
- Electrical System
- Electrical Tests and Diagnostics
- Wiring Diagram / Schematic
- Ignition and Charging
- Steering
- Brakes
- Wheels
- Operator's Platform
- Body Panels
- Disassembly and Assembly
- Diagnostics, Tests and Adjustments
- Troubleshooting
- and much more...

Please note this manual is in **downloadable PDF format only**. If you have any questions about this product or would like to request sample pages, please contact us and reference the product name or SKU.



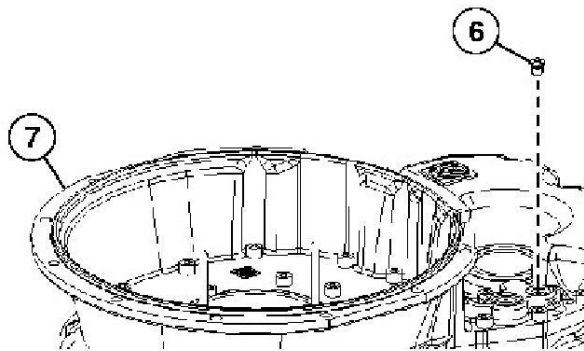
Bell Housing Cap Screw

LEGEND:

20 Cap Screw (1 used)

Remove cap screw (20).

[7] -



LEGEND:

6 Plug and O-Ring
7 Torque Converter Bell Housing

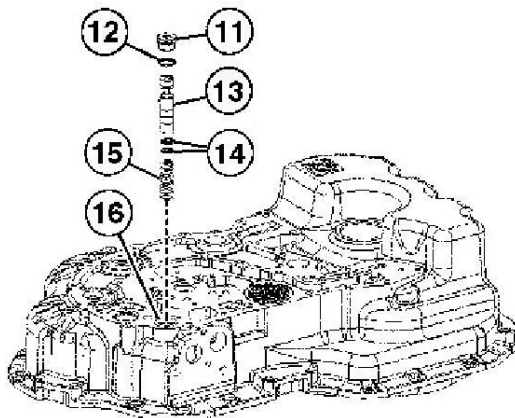
TX1031832

Plug and O-Ring Removal

Remove torque converter bell housing (7).

[8] - Remove plug and o-ring (6).

[9] -



LEGEND:

11 Plug
12 O-Ring
13 Piston
14 O-Ring (2 used)
15 Compression Spring
16 System Relief Port

System Relief Valve



Thank you very much
for your reading.
Please click here
to get more information.