

John Deere 459 Economy Hay and Forage Round Balers All Inclusive Technical Manual (TM140619)

1450 CWS, 1550 and 1550 CWS Combines Diagnostic

DIAGNOSIS AND TESTS MANUAL

Combines models 1450, 1450 CWS, 1550, 1550 CWS (S.N. before 047353)

TM4699 06 JUN 03 (ENGLISH)

For complete service information also see:

1450, 1450 CWS, 1550 And 1550 CWS Combines	TM4714
PowerTech 8.1 L Diesel Engines Base Engine	CTM86
Alternators and Starting Motors	CTM77
John Deere K Series Air-Cooled Engines	CTM5
PowerTech 4.5 L and 6.8 L OEM Diesel Engines Level 4 With Bosch VP44	CTM170
PowerTech 6.8L Diesel Engines (Level 3 E Systems with Bosch In-Li	
PowerTech 4.5L & 6.8L Diesel Engines Tier 1/Stage I, Tier 2/Stage II, Tier 3/Stage IIA Tier 3/Stage III, (Base Engine)	CTM104

PDF



DOWNLOAD



John Deere Agriculture

Type: Service Manual

Language: English

Pages: 612

Format: PDF

Features: Bookmarked, searchable, printable

Compatibility: Windows/Mac/Tablet/Mobile

This service manual contains important information for the maintenance, troubleshooting and servicing of the **John Deere 459 Economy Hay and Forage Round Balers All Inclusive Technical Manual (TM140619)**

In this manual you will find detailed specifications, illustrations, schematics, diagrams and step-by-step procedures to properly service and diagnose the machine to the manufacturer's standards.

Contents:

- General Information
- Specifications
- Serial Number Location
- Engine Specifications
- Engine Diagnostics
- Engine Tests and Adjustments
- Engine Repair
- Power Train
- Transmission
- Axles
- Differential
- PTO
- Hydraulic System
- Electrical System
- Electrical Tests and Diagnostics
- Wiring Diagram / Schematic
- Ignition and Charging
- Steering
- Brakes
- Wheels
- Operator's Platform
- Body Panels
- Disassembly and Assembly
- Diagnostics, Tests and Adjustments
- Troubleshooting
- and much more...

Please note this manual is in **downloadable PDF format only**. If you have any questions about this product or would like to request sample pages, please contact us and reference the product name or SKU.

The hydraulic pump is a triple pump:

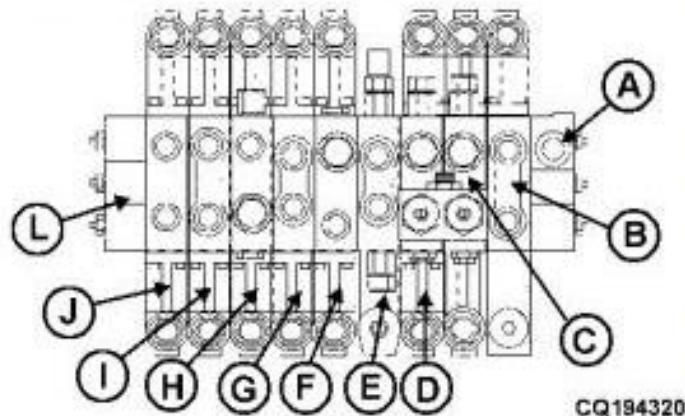
- Pump (A) conveys 28.6 L/min. (7.55 gpm)
- Pump (B) conveys 28.6 L/min. (7.55 gpm)
- Pump (C) conveys 10.6 L/min. (2.80 gpm)

If no pressure oil is required, the pressure valves direct pressure-free oil back to the tank.

The main hydraulic valve block (D) is located on the left side of the combine near to the battery.

The secondary hydraulic valve block (E) is located a few inches away and above from main hydraulic valve block (D).

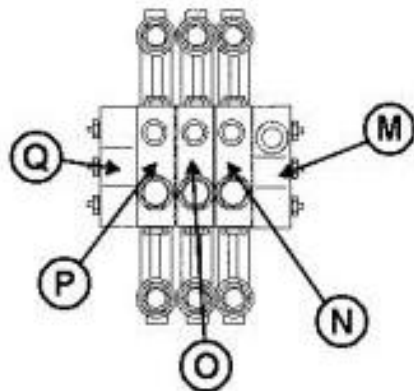
Functions of the Valves on the Block - S/n^o (- 43529)



Main hydraulic valve block

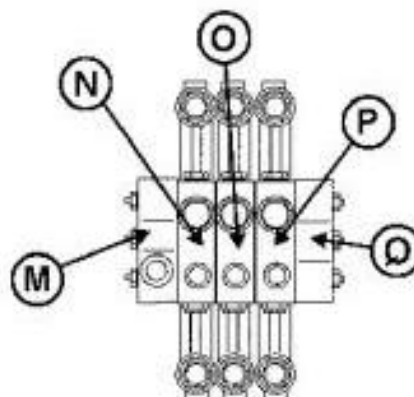
LEGEND:

- A Return to reservoir
- B Hydraulic reverser
- C DiAL-A-MATIC (Automatic Height Header Control)
- D Header lower/raise (manual)
- E Inlet Port And Flow Divider
- F Reel raise
- G Reel fore-and-aft
- H Threshing cylinder speed variator
- I Header lateral tilt
- J Unloading tube swinging/Reel fore-and-aft
- L Pressure check port Block
- M Distribution Return oil
- N Cutting platform drive
- O Separator drive
- P Unloading auger drive
- Q Inlet



CQ194330

Secondary hydraulic valve block (1450 and 1550)



CQ204200



Thank you very much
for your reading.
Please click here
to get more information.