

# John Deere 470GLC Excavator with 6UZ1XZSA-01 Engine Service Repair Technical Manual (TM12180)

## 470GLC Excavator Repair

### REPAIR TECHNICAL MANUAL

470GLC with Engine 6UZ1XZSA-01 (PIN: 1FF470GX\_\_E470001- )

TM12180 21OCT15 (ENGLISH)

For complete service information also see:

|                               |          |
|-------------------------------|----------|
| 470GLC Excavator Diagnostic   | TM12174  |
| JDLink (MTG) Technical Manual | TM114519 |



John Deere Construction and Forestry

**Covers:** 470GLC,1FF470GX\_\_,E470001-

**Type:** Service Manual

**Language:** English

**Pages:** 638

**Format:** PDF

**Features:** Bookmarked, searchable, printable

**Compatibility:** Windows/Mac/Tablet/Mobile

This service manual contains important information for the maintenance, troubleshooting and servicing of the **John Deere 470GLC Excavator with 6UZ1XZSA-01 Engine Service Repair Technical Manual (TM12180)**

In this manual you will find detailed specifications, illustrations, schematics, diagrams and step-by-step procedures to properly service and diagnose the machine to the manufacturer's standards.

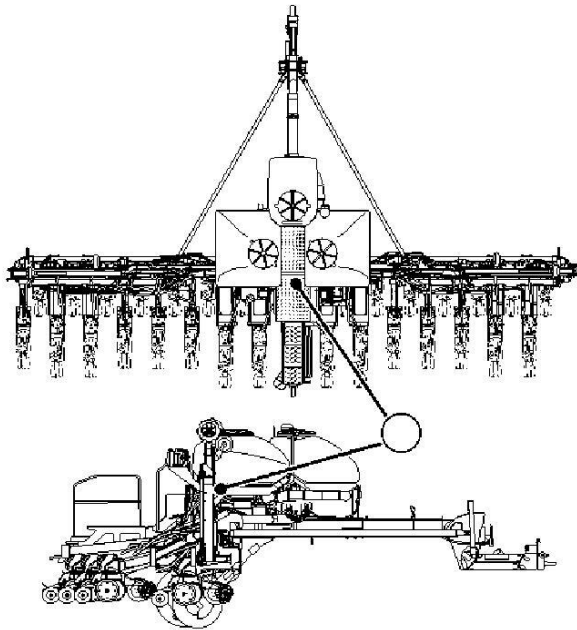
**Contents:**

- General Information
- Specifications
- Serial Number Location
- Engine Specifications
- Engine Diagnostics
- Engine Tests and Adjustments
- Engine Repair
- Power Train
- Transmission
- Axles
- Differential
- PTO
- Hydraulic System
- Electrical System
- Electrical Tests and Diagnostics
- Wiring Diagram / Schematic
- Ignition and Charging
- Steering
- Brakes
- Wheels
- Operator's Platform
- Body Panels
- Disassembly and Assembly
- Diagnostics, Tests and Adjustments
- Troubleshooting
- and much more...


Please note this manual is in **downloadable PDF format only**. If you have any questions about this product or would like to request sample pages, please contact us and reference the product name or SKU.

# XX9 — Meter Master Harness Interconnect

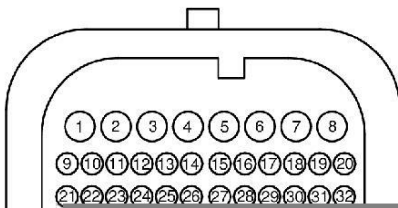
A67465-UN: End View



A84746-UN: Location Art



A84745-UN: Machine Graphic



| Component Information |                             |
|-----------------------|-----------------------------|
| Number of Pins        | 102                         |
| Connection Point      | X9 Meter Master Harness     |
| Harness Information   | W12 Center Backbone Harness |

| Pin | Circuit  | Color  |
|-----|--|--------|
|     | *23-24 Row 15 In. / 24 Row 20 In. / 31-32 Row 15 In. |        |
| 1   | 0010   | Black  |
| 2   | 0012   | Red    |
| 3   | PLUG   | PLUG   |
| 4   | PLUG   | PLUG   |
| 5   | 2401   | Brown  |
| 6   | 2402   | Red    |
| 7   | PLUG   | PLUG   |
| 8   | PLUG   | PLUG   |
| 9   | 2403   | Orange |
| 10  | 2404   | Yellow |
| 11  | 5001   | Brown  |
| 12  | 5003   | Orange |
| 13  | PLUG   | PLUG   |
| 14  | 6459   | White  |
| 15  | 6457   | Violet |
| 16  | 6458   | Gray   |
| 17  | 6301   | Brown  |
| 18  | 6360   | Black  |
| 19  | 6450   | Black  |
| 20  | 6451   | Brown  |

| Pin | Circuit  | Color  |
|-----|--|--------|
|     | *23-24 Row 15 In. / 24 Row 20 In. / 31-32 Row 15 In. |        |
| 21  | 6452   | Red    |
| 22  | 8231   | Brown  |
| 23  | 2407   | Violet |
| 24  | 2408   | Gray   |
| 25  | 2409   | White  |
| 26  | 2410   | Black  |
| 27  | PLUG   | PLUG   |
| 28  | 6361   | Brown  |
| 29  | 6453   | Orange |



Thank you very much  
for your reading.  
Please click here  
to get more information.