


# John Deere 4730 Self-Propelled Sprayer (PIN Prefix 1NW) Diagnostic & Tests Service Manual (TM802419)



4730 Self-Propelled  
Sprayer Diagnosis and  
Tests




**DIAGNOSIS AND TESTS MANUAL**  
**Self-Propelled Sprayers models 4730**  
TM802419 10 SEP 15 (ENGLISH)

**For complete service information also see:**

NW4730 Self-Propelled Sprayer Repair	TM802519
GreenStar 3 2630 Display Technical Solutions Manual	TM112219
PowerTech 4045, 6068 Diesel Engine Level 14 Electronic Fuel System with the Denso High Pressure Common Rail (HPCR) Level 14 ECU	CTM320
PowerTech 4.5L & 6.8L Diesel Engine Level 14 Electronic Fuel System with the Denso High Pressure Common Rail (HPCR) Level 14 ECU, Tier 1/Stage I, Tier 2/Stage II, Tier 3/Stage IIIA, Tier 3/Stage III	CTM104

**PDF**  **DOWNLOAD** 

John Deere Agriculture  
Printed by Belgreen



TM802419

**Covers:** 4730,1NW)

**Type:** Service Manual

**Language:** English

**Pages:** 1423

**Format:** PDF

**Features:** Bookmarked, searchable, printable

**Compatibility:** Windows/Mac/Tablet/Mobile

This service manual contains important information for the maintenance, troubleshooting and servicing of the **John Deere 4730 Self-Propelled Sprayer (PIN Prefix 1NW) Diagnostic & Tests Service Manual (TM802419)**

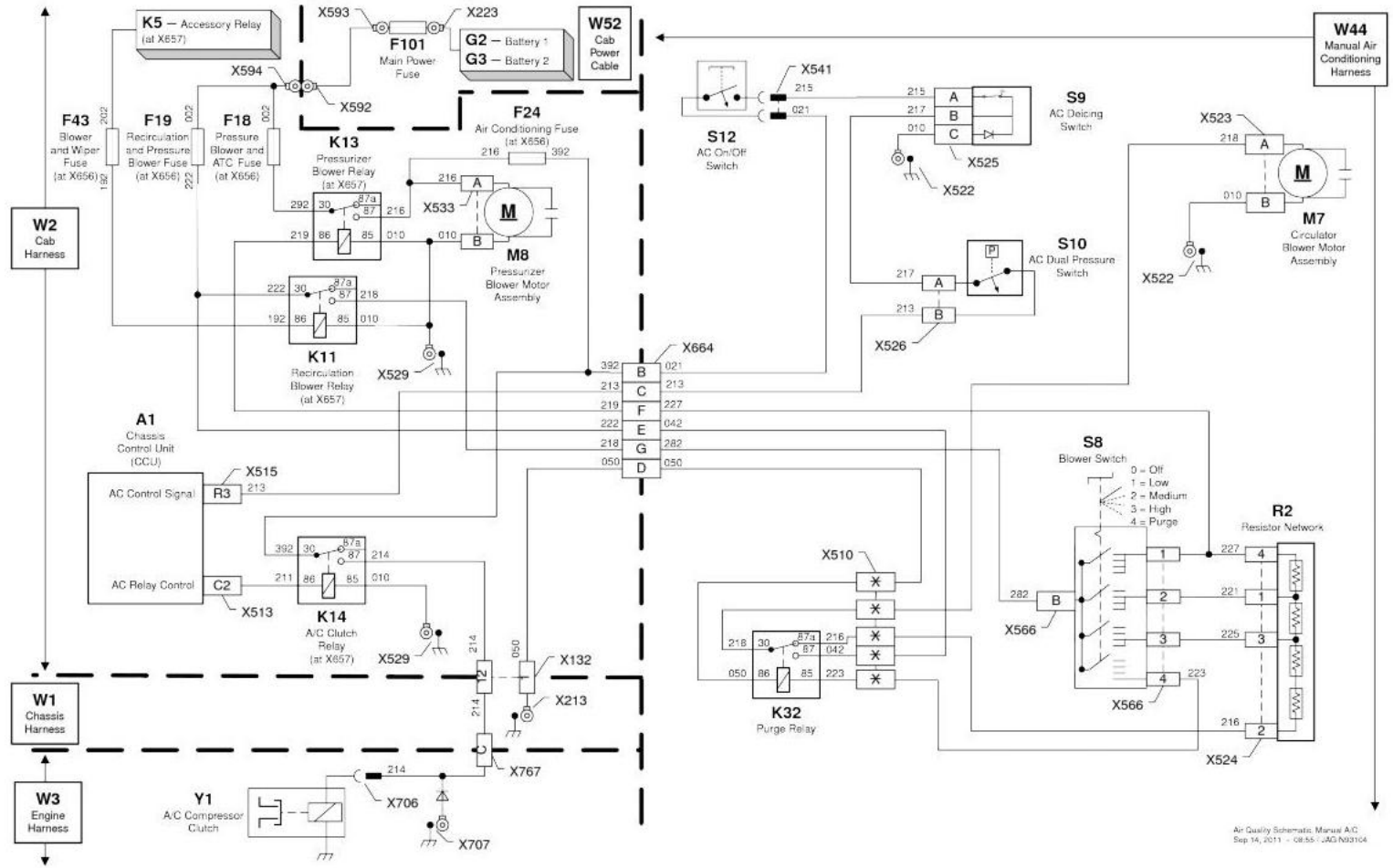
In this manual you will find detailed specifications, illustrations, schematics, diagrams and step-by-step procedures to properly service and diagnose the machine to the manufacturer's standards.

**Contents:**

- General Information
- Specifications
- Serial Number Location
- Engine Specifications
- Engine Diagnostics
- Engine Tests and Adjustments
- Engine Repair
- Power Train
- Transmission
- Axles
- Differential
- PTO
- Hydraulic System
- Electrical System
- Electrical Tests and Diagnostics
- Wiring Diagram / Schematic
- Ignition and Charging
- Steering
- Brakes
- Wheels
- Operator's Platform
- Body Panels
- Disassembly and Assembly
- Diagnostics, Tests and Adjustments
- Troubleshooting
- and much more...

Please note this manual is in **downloadable PDF format only**. If you have any questions about this product or would like to request sample pages, please contact us and reference the product name or SKU.

Air Conditioning System - Schematics (Electrical)



Air Quality Schematic Manual A.C. Sep. 16, 2011 - 08.55 - J261N02104



Thank you very much  
for your reading.  
Please click here  
to get more information.