


# John Deere 5075GV 5090GV 5075GN 5090GN 5100GN 5075GL MY2016-19 Tractors Diagnostic Manual (TM409119)

444H, 544H 4WD Loader;  
TC44H, TC54H Tool Carrier  
Diagnostic





**OPERATION AND TEST MANUAL**

**4WD Loaders models 444H, 544H; Tool Carrier models TC44H, TC54H**


TM1604 22 FEB 05 (ENGLISH)

**For complete service information also see:**

125 Series Hydraulic Cylinders	TM-H125A
120 Series Hydraulic Cylinders	TM-H120A
444H, 544H Loader and TC44H, TC54H Tool Carrier Repair	TM1605
Alternators and Starting Motors	CTM77
TeamMate III 1000 Planetary Axles	CTM150
PowerTech 4.5L & 5.0L Engines, Tier 3/Stage I	

**PDF**  **DOWNLOAD** 

John Deere Construction and Forestry  
Printed by Belgreen



TM1604

**Covers:** (MY16,MY17,MY18,MY19),5075GV,5090GV,5075GN,5090GN,5100G

**Type:** Service Manual

**Language:** English

**Pages:** 1864

**Format:** PDF

**Features:** Bookmarked, searchable, printable

**Compatibility:** Windows/Mac/Tablet/Mobile

This service manual contains important information for the maintenance, troubleshooting and servicing of the **John Deere 5075GV 5090GV 5075GN 5090GN 5100GN 5075GL MY2016-19 Tractors Diagnostic Manual (TM409119)**

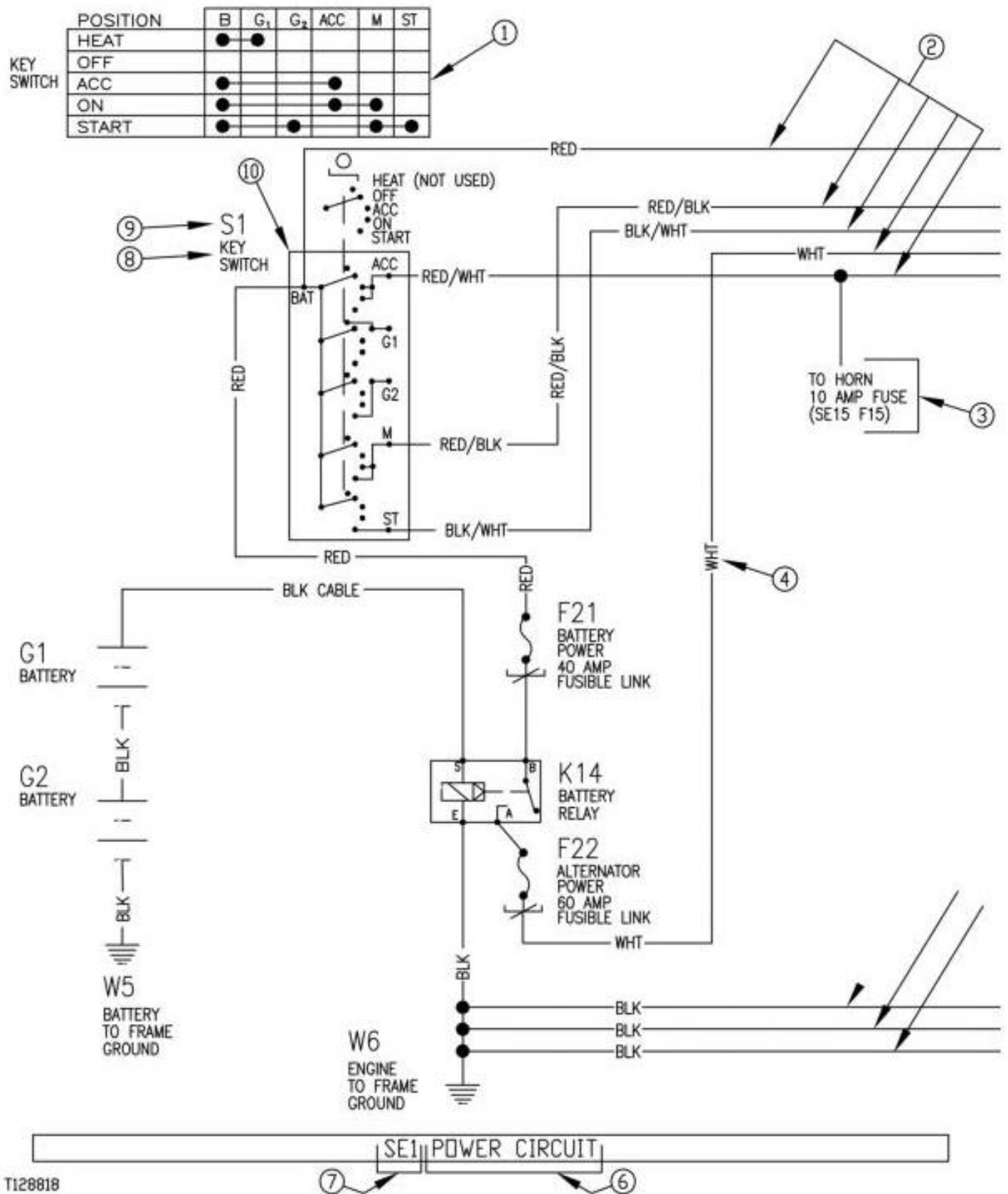
In this manual you will find detailed specifications, illustrations, schematics, diagrams and step-by-step procedures to properly service and diagnose the machine to the manufacturer's standards.

**Contents:**

- General Information
- Specifications
- Serial Number Location
- Engine Specifications
- Engine Diagnostics
- Engine Tests and Adjustments
- Engine Repair
- Power Train
- Transmission
- Axles
- Differential
- PTO
- Hydraulic System
- Electrical System
- Electrical Tests and Diagnostics
- Wiring Diagram / Schematic
- Ignition and Charging
- Steering
- Brakes
- Wheels
- Operator's Platform
- Body Panels
- Disassembly and Assembly
- Diagnostics, Tests and Adjustments
- Troubleshooting
- and much more...

Please note this manual is in **downloadable PDF format only**. If you have any questions about this product or would like to request sample pages, please contact us and reference the product name or SKU.

# Reading a System Functional Schematic



T128818

## Reading a System Functional Schematic

- LEGEND:**
- 1 Continuity Chart
  - 2 Power Wires
  - 3 Routing Location Information
  - 4 Wire Identification



Thank you very much  
for your reading.  
Please click here  
to get more information.