

John Deere 570B Motor Grader Diagnostic, Operation and Test Service Manual (tm1399)

250D and 300D Series II
Articulated Dump Truck
TIER 3 Diagnostic

OPERATION AND TEST MANUAL



Tier 3 / Stage 3A models 250D, 300D Series II (SN: 626761-642000)

TM11516 30 AUG 15 (ENGLISH)

For complete service information also see:

250D and 300D Series II Articulated Dump Truck Repair	TM11517
JDLink (MTG) Technical Manual	TM114519
Alternators and Starting Motors	CTM77
OEM Engine Accessories	CTM67
PowerTech 9.0L OEM Diesel Engine (2000 Tier 3 / Stage IIIA Emissions Certified Base Engine)	CTM400
PowerTech 6090 Diesel Engine (2000 Tier 3 / Stage IIIA Emissions Certified Base Engine)	CTM400
Denso High Pressure Fuel Pump	CTM200
Super Caddy Oil Cleanup	CTM200
PowerTech 6.8L and 8.1L Diesel Engines (2000 Tier 3 / Stage IIIA Emissions Certified Base Engine)	CTM200
Electronic Fuel Systems with (2000 Tier 3 / Stage IIIA Emissions Certified Base Engine)	CTM200
120 Series Hydraulic Cylinders	CTM120519
120 Series Hydraulic Cylinders	CTM114319
JDLink/ZXLink Machine Monitoring System	CTM10006

John Deere Construction and Forestry
Printed by Belgroen



Type: Service Manual

Language: English

Pages: 709

Format: PDF

Features: Bookmarked, searchable, printable

Compatibility: Windows/Mac/Tablet/Mobile

This service manual contains important information for the maintenance, troubleshooting and servicing of the **John Deere 570B Motor Grader Diagnostic, Operation and Test Service Manual (tm1399)**

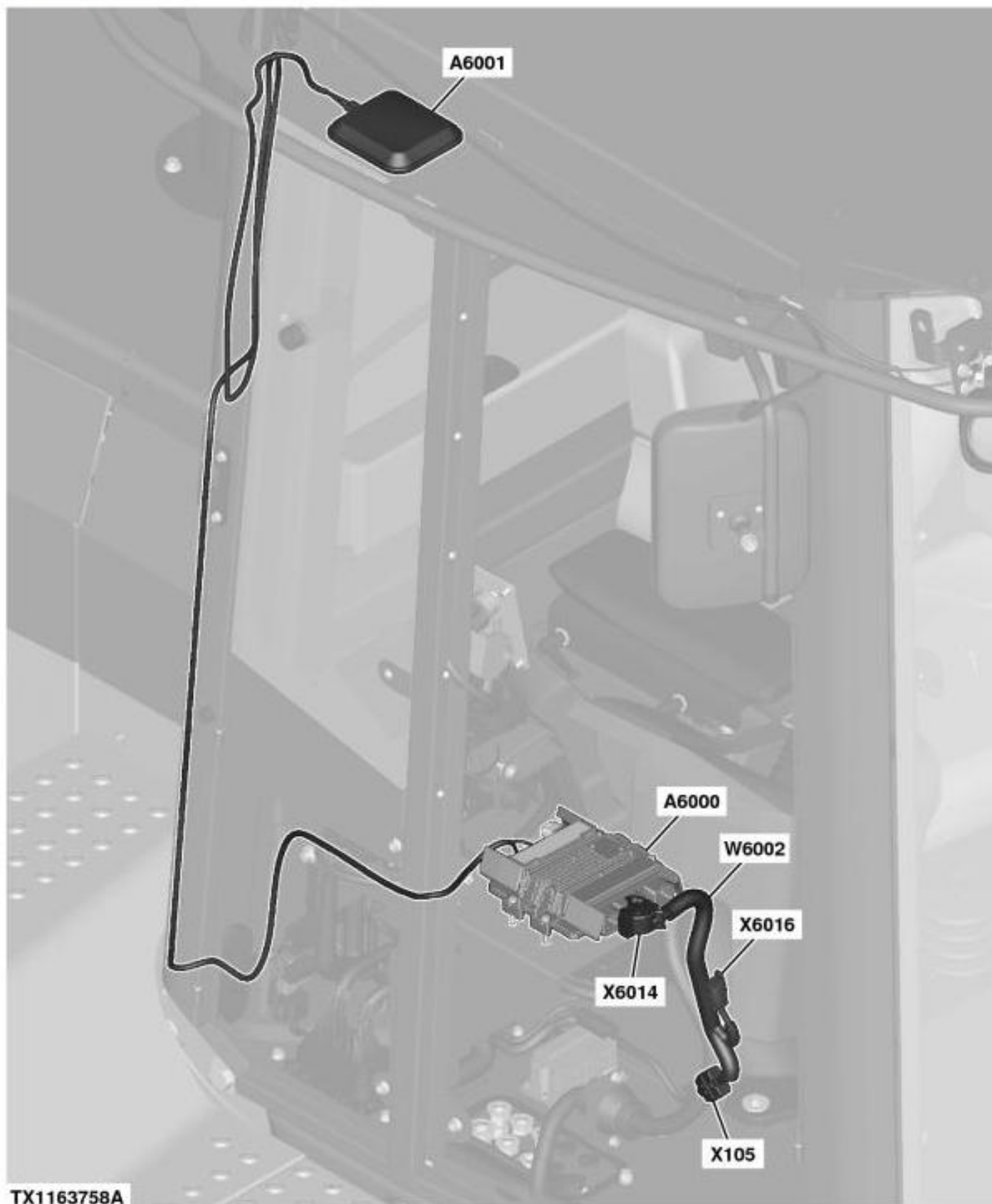
In this manual you will find detailed specifications, illustrations, schematics, diagrams and step-by-step procedures to properly service and diagnose the machine to the manufacturer's standards.

Contents:

- General Information
- Specifications
- Serial Number Location
- Engine Specifications
- Engine Diagnostics
- Engine Tests and Adjustments
- Engine Repair
- Power Train
- Transmission
- Axles
- Differential
- PTO
- Hydraulic System
- Electrical System
- Electrical Tests and Diagnostics
- Wiring Diagram / Schematic
- Ignition and Charging
- Steering
- Brakes
- Wheels
- Operator's Platform
- Body Panels
- Disassembly and Assembly
- Diagnostics, Tests and Adjustments
- Troubleshooting
- and much more...

Please note this manual is in **downloadable PDF format only**. If you have any questions about this product or would like to request sample pages, please contact us and reference the product name or SKU.

Modular Telematics Gateway (MTG) Harness (W6002) Component Location



Modular Telematics Gateway (MTG) Harness (W6002) Component Location

LEGEND:

A6000	Modular Telematics Gateway (MTG) Control Unit
A6001	GPS/Cellular Antenna



Thank you very much
for your reading.
Please click here
to get more information.