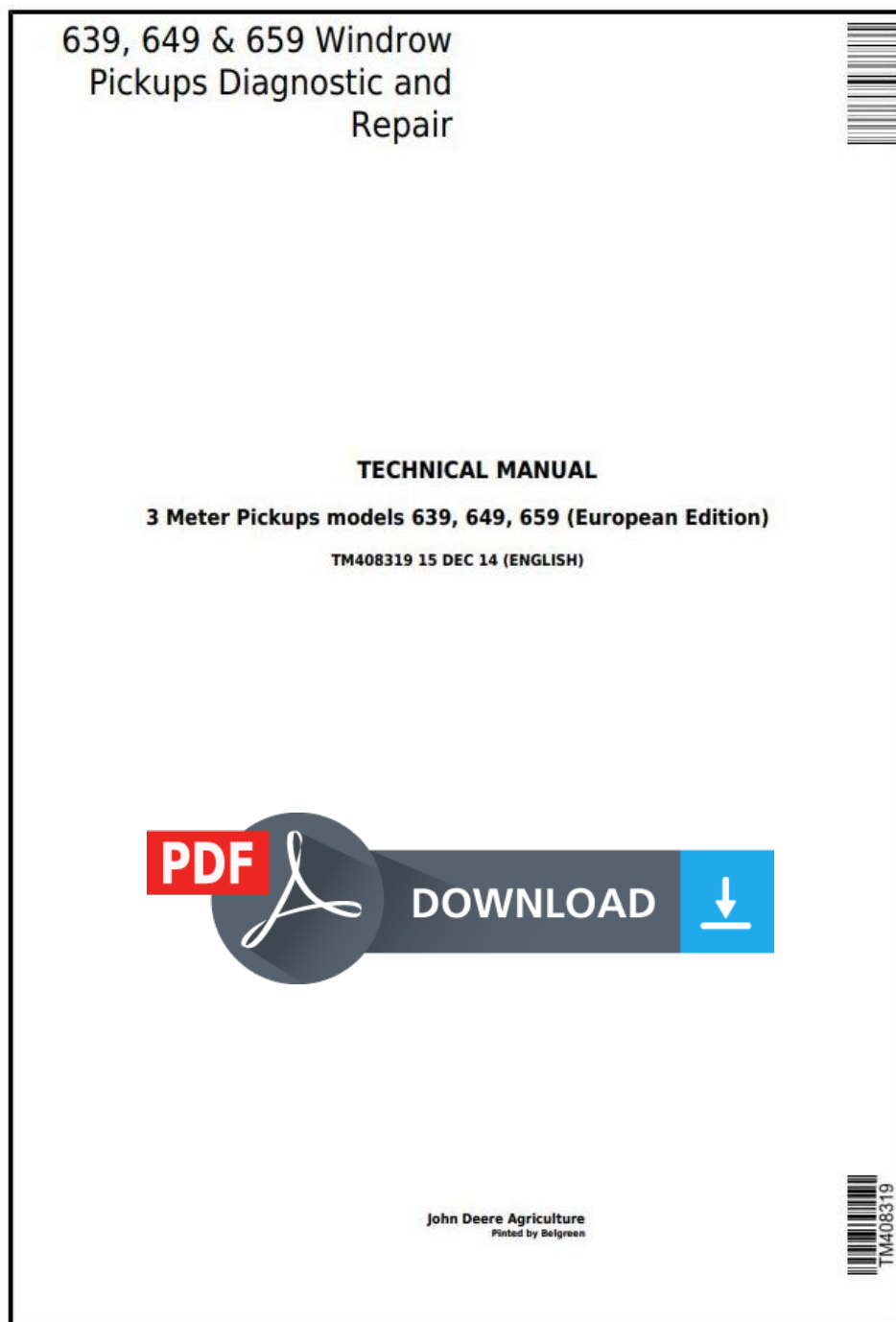


John Deere 639, 649, 659 Hay and Forage Windrow Pickups All Inclusive Technical Manual (TM408319)



Covers: 639,649,659

Type: Service Manual

Language: English

Pages: 159

Format: PDF

Features: Bookmarked, searchable, printable

Compatibility: Windows/Mac/Tablet/Mobile

This service manual contains important information for the maintenance, troubleshooting and servicing of the **John Deere 639, 649, 659 Hay and Forage Windrow Pickups All Inclusive Technical Manual (TM408319)**

In this manual you will find detailed specifications, illustrations, schematics, diagrams and step-by-step procedures to properly service and diagnose the machine to the manufacturer's standards.

Contents:

- General Information
- Specifications
- Serial Number Location
- Engine Specifications
- Engine Diagnostics
- Engine Tests and Adjustments
- Engine Repair
- Power Train
- Transmission
- Axles
- Differential
- PTO
- Hydraulic System
- Electrical System
- Electrical Tests and Diagnostics
- Wiring Diagram / Schematic
- Ignition and Charging
- Steering
- Brakes
- Wheels
- Operator's Platform
- Body Panels
- Disassembly and Assembly
- Diagnostics, Tests and Adjustments
- Troubleshooting
- and much more...

Please note this manual is in **downloadable PDF format only**. If you have any questions about this product or would like to request sample pages, please contact us and reference the product name or SKU.


[2] - Install splined shaft (B) and gear hub assembly (C) in housing half.

[3] - Make sure to install free wheel hub (D) and gear (E) with all other components in the right sequence, as shown.


[4] -




Seal housing halves



Attaching screws



Install shaft



Install snap ring

LEGEND:

A	Housing half
B	Screw
C	Shaft
D	Sprocket
E	Snap ring
F	Sprocket



Thank you very much
for your reading.
Please click here
to get more information.